



Calhoun: The NPS Institutional Archive
DSpace Repository

Theses and Dissertations

1. Thesis and Dissertation Collection, all items

2001-06

Developing a model to assess information
technology investment management in
government agencies

Banasiewicz, Robert J.

<https://hdl.handle.net/10945/10923>

This publication is a work of the U.S. Government as defined in Title 17, United States Code, Section 101. Copyright protection is not available for this work in the United States.

Downloaded from NPS Archive: Calhoun



<http://www.nps.edu/library>

Calhoun is the Naval Postgraduate School's public access digital repository for research materials and institutional publications created by the NPS community. Calhoun is named for Professor of Mathematics Guy K. Calhoun, NPS's first appointed -- and published -- scholarly author.

Dudley Knox Library / Naval Postgraduate School
411 Dyer Road / 1 University Circle
Monterey, California USA 93943

NAVAL POSTGRADUATE SCHOOL
Monterey, California



THESIS

**DEVELOPING A MODEL TO ASSESS INFORMATION
TECHNOLOGY INVESTMENT MANAGEMENT IN
GOVERNMENT AGENCIES**

by

Robert J. Banasiewicz, Jr.

June 2001

Thesis Advisor:
Associate Advisor:

Joseph G. San Miguel
Jeffrey R. Cuskey

Approved for public release; distribution is unlimited.

20010831 093

REPORT DOCUMENTATION PAGE			Form Approved OMB No. 0704-0188	
Public reporting burden for this collection of information is estimated to average 1 hour per response, including the time for reviewing instruction, searching existing data sources, gathering and maintaining the data needed, and completing and reviewing the collection of information. Send comments regarding this burden estimate or any other aspect of this collection of information, including suggestions for reducing this burden, to Washington headquarters Services, Directorate for Information Operations and Reports, 1215 Jefferson Davis Highway, Suite 1204, Arlington, VA 22202-4302, and to the Office of Management and Budget, Paperwork Reduction Project (0704-0188) Washington DC 20503.				
1. AGENCY USE ONLY (Leave blank)	2. REPORT DATE June 2001	3. REPORT TYPE AND DATES COVERED Master's Thesis		
4. TITLE AND SUBTITLE: Developing a Model to Assess Information Technology Investment Management in Government Agencies			5. FUNDING NUMBERS	
6. AUTHOR(S) Robert J. Banasiewicz, Jr.				
7. PERFORMING ORGANIZATION NAME(S) AND ADDRESS(ES) Naval Postgraduate School Monterey, CA 93943-5000			8. PERFORMING ORGANIZATION REPORT NUMBER	
9. SPONSORING / MONITORING AGENCY NAME(S) AND ADDRESS(ES) N/A			10. SPONSORING / MONITORING AGENCY REPORT NUMBER	
11. SUPPLEMENTARY NOTES The views expressed in this thesis are those of the author and do not reflect the official policy or position of the Department of Defense or the U.S. Government.				
12a. DISTRIBUTION / AVAILABILITY STATEMENT Approved for public release; distribution is unlimited.			12b. DISTRIBUTION CODE	
13. ABSTRACT (maximum 200 words) In fiscal year 1994, the federal government obligated more than \$23.5 billion towards information technology (IT) products and services, which represents about five percent of its total discretionary spending. The Clinger-Cohen Act of 1996 was enacted by the U.S. Congress to help prevent wasteful government spending on IT projects by mandating that federal agencies develop a process to manage their IT projects as investments, including methods to continuously improve the efficiency and effectiveness of their management processes. The goal of this study was to develop a model to assess a government agency's IT management processes, specifically the selection, control, and evaluation of IT investments. In order to accomplish this, various General Accounting Office (GAO) reports were reviewed to determine the best practices being used to manage IT investments. Also, a model was developed that can be applied to an agency that already has some IT management processes in place. The major finding was that, while the critical processes and attributes identified by GAO are helpful in implementing improvements to an agency's processes, each individual agency needs to carefully assess the environment in which it operates and choose the management tools and techniques that best fit the agency's vision and mission and its specific environment.				
14. SUBJECT TERMS Information Technology Management, Information Technology Investment, Clinger-Cohen Act			15. NUMBER OF PAGES 84	
			16. PRICE CODE	
17. SECURITY CLASSIFICATION OF REPORT Unclassified	18. SECURITY CLASSIFICATION OF THIS PAGE Unclassified	19. SECURITY CLASSIFICATION OF ABSTRACT Unclassified	20. LIMITATION OF ABSTRACT UL	

NSN 7540-01-280-5500

Standard Form 298 (Rev. 2-89)
Prescribed by ANSI Std. Z39-18

THIS PAGE INTENTIONALLY LEFT BLANK

Approved for public release, distribution is unlimited

**DEVELOPING A MODEL TO ASSESS INFORMATION TECHNOLOGY
INVESTMENT MANAGEMENT IN GOVERNMENT AGENCIES**

Robert J. Banasiewicz, Jr.
Lieutenant, United States Navy
B.S., Boston University, 1993

Submitted in partial fulfillment of the
requirements for the degree of

MASTER OF SCIENCE IN MANAGEMENT

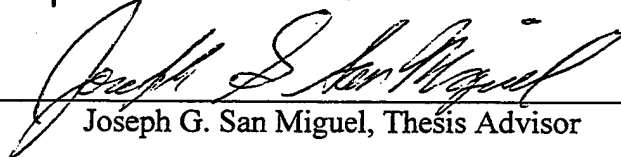
from the


**NAVAL POSTGRADUATE SCHOOL
June 2001**


Author:


Robert J. Banasiewicz, Jr.

Approved by:


Joseph G. San Miguel, Thesis Advisor


Jeffrey R. Cuskey, Associate Advisor


Kenneth J. Euske, Dean
Graduate School of Business and Public Policy

THIS PAGE INTENTIONALLY LEFT BLANK

ABSTRACT

In fiscal year 1994, the federal government obligated more than \$23.5 billion towards information technology (IT) products and services, which represents about five percent of its total discretionary spending. The Clinger-Cohen Act of 1996 was enacted by the U.S. Congress to help prevent wasteful government spending on IT projects by mandating that federal agencies develop a process to manage their IT projects as investments, including methods to continuously improve the efficiency and effectiveness of their management processes. The goal of this study was to develop a model to assess a government agency's IT management processes, specifically the selection, control, and evaluation of IT investments. In order to accomplish this, various General Accounting Office (GAO) reports were reviewed to determine the best practices being used to manage IT investments. Also, a model was developed that can be applied to an agency that already has some IT management processes in place. The major finding was that, while the critical processes and attributes identified by GAO are helpful in implementing improvements to an agency's processes, each individual agency needs to carefully assess the environment in which it operates and choose the management tools and techniques that best fit the agency's vision and mission and its specific environment.

THIS PAGE INTENTIONALLY LEFT BLANK

TABLE OF CONTENTS

I.	INTRODUCTION.....	1
	A. BACKGROUND	1
	B. PURPOSE.....	2
	C. ASSUMPTIONS AND LIMITATIONS	2
	D. RESEARCH METHODOLOGY	3
	1. Literature Review	3
	2. Data Collection	3
	E. BENEFITS OF THIS STUDY	4
	F. THESIS ORGANIZATION.....	4
II.	MANAGING IT PROJECTS AS INVESTMENTS.....	7
	A. THE IT MANAGEMENT PROCESS	7
	B. ATTRIBUTES CRITICAL TO SUCESSFUL IT INVESTMENTS	8
	1. Senior Management Involvement.....	8
	2. Mission Focus of Project	9
	3. The Portfolio Approach to IT Investments	10
	C PHASES OF THE IT INVESTMENT CYCLE.....	11
	1. Introduction.....	11
	2. Phase One: Selection.....	12
	a. <i>The Screening Process</i>	13
	b. <i>The Ranking Process</i>	13
	c. <i>The Allocation Process</i>	13
	3. Phase Two: Control	14
	4. Phase Three: Evaluate.....	16
	D. IT PERFORMANCE MEASUREMENTS	17
	1. Introduction.....	18
	2. Effectiveness	20
	3. Efficiency	20
	4. Information Economics	21
III.	IMPLEMENTING INFORMATION TECHNOLOGY INVESTMENT MANAGEMENT IN SMALL AGENCIES.....	25
	A. THE ITIM MATURITY STAGES	25
	1. Overview	25
	2. Using the ITIM Framework to Build Agency Policy	28
	B. THE SELECTION PHASE	29
	1. IT Investment Board Operation	29
	2. Business Needs Identification for IT Projects	31
	3. Portfolio Selection Criteria Definition	32
	4. Investment Analysis.....	33
	5. Proposal Selection	34
	6. Portfolio Development	35

7.	Systems and Technology Succession Management.....	37
8.	IT-Driven Strategic Business Change.....	38
C.	THE CONTROL PHASE.....	38
1.	IT Asset Tracking.....	38
2.	IT Project Oversight.....	39
3.	Portfolio Performance Oversight.....	39
D.	THE EVALUATE PHASE.....	40
1.	Post-implementation Reviews (PIR).....	40
2.	Feedback from PIRs.....	41
3.	Investment Process Benchmarking.....	42
IV.	IT INVESTMENT MANAGEMENT BY THE WHITE HOUSE SITUATION SUPPORT STAFF.....	45
A.	INTRODUCTION.....	45
B.	SELECTION PHASE PROCESSES.....	47
1.	Introduction.....	47
2.	Systems and Technology Succession Management.....	49
3.	Business Needs Identification for IT Projects.....	50
4.	Investment Analysis.....	51
C.	CONTROL PHASE PROCESSES.....	52
1.	IT Project Oversight.....	52
2.	IT Asset Tracking.....	53
3.	Modification or Cancellation of IT Projects.....	53
D.	EVALUATE PHASE PROCESSES.....	54
V.	CONCLUSIONS AND RECOMMENDATIONS.....	57
A.	CONCLUSIONS.....	57
1.	Evaluating IT Management.....	57
2.	WHSSS Approach to IT Management Processes.....	58
B.	RECOMMENDATIONS.....	60
1.	Evaluating IT Management.....	60
2.	WHSSS IT Management.....	61
C.	AREAS FOR FURTHER RESEARCH.....	62
	LIST OF REFERENCES.....	65
	INITIAL DISTRIBUTION LIST.....	67

LIST OF FIGURES

Figure 1. Phases of the IT Investment Cycle After Ref. [1]	12
Figure 2. Three Dimensions of the IT Investment Evaluation Approach From Ref. [2].....	19
Figure 3. The Five Stages of Maturity Within ITIM From Ref. [1].....	26
Figure 4. Linking ITIM Critical Processes to the Investment Phases.....	28
Figure 5. The Dimensions of an Agency's IT Management Policy	29
Figure 6. A Framework to Link IT Projects to Strategy After Ref. [6]	32
Figure 7. Example of IT Expenditure by Category After Ref. [2].....	36
Figure 8. Example of Mission Support by IT Budget Category for One Year	37
Figure 9. IT Management Policy at WHSSS	47

THIS PAGE INTENTIONALLY LEFT BLANK

ACKNOWLEDGMENTS

I would like to lovingly thank my wife, Brigid, for her unswerving support not only in this research, but in every endeavor we have undertaken together. While her name is rarely displayed on the report or award, she contributes much more than she is ever thanked or recognized for.

Special thanks are also due to LCDR John Carty, who gave me the subject for this thesis and the honor to explore some of the fascinating operations at the White House; and to Professor Joseph San Miguel, without whose guidance and teaching this document would have never made it to print.

THIS PAGE INTENTIONALLY LEFT BLANK

I. INTRODUCTION

A. BACKGROUND

In fiscal year 1994, the federal government obligated more than \$23.5 billion towards information technology (IT) products and services. This amounted to about five percent of the government's total discretionary spending for the year [Ref. 1:p.2]. In contrast to some private corporations that achieved significant performance improvements and costs savings with investments in IT, government investments have regularly cost millions more than expected, taken longer to deliver, and failed to deliver significant improvements in cost, speed, or quality of service.

In an effort to ensure government agencies use their IT dollars wisely, Congress enacted substantial legislation in the last decade. The Government Performance and Results Act of 1993 (GPRA) and the Information Technology Management Reform Act of 1996 (later renamed the Clinger-Cohen Act) both aim to improve the long-term planning process as well as the day-to-day operations of executive agencies.

GPRA was designed to improve federal business management, program effectiveness and public confidence in government by making government offices develop measurable and attainable goals and performance measures that could be used to measure their progress. This law mandated the development of strategic plans and annual target goals including performance measures that would be used to measure progress toward attainment of these goals. The results are to be reported annually to Congress and are subject to independent audits.

The Clinger Cohen Act (CCA) specifically tasks agencies to develop a process to improve their planning for IT projects to ensure the federal government gets the best

possible return for its investment. The Office of Management and Budgeting (OMB) and the Chief Information Officer (CIO) from each executive department have issued guidance for this planning and are continually trying to improve their investment model. Numerous studies of both government and private sector IT investment planning have been conducted by the General Accounting Office (GAO), including studies to identify the best practices in IT management processes. As the watchdog of Congress, GAO acts on the request of a congressional committee or member. Ref. 3 was GAO's first investigation into federal IT investment management and issued as a response to a request by then Senators Clinger and Cohen. This report directly led to passage of the Information Technology Management Reform Act.

B. PURPOSE

The purpose of this thesis is twofold. First, to develop a model to evaluate a government agency's IT management processes with regards to their compliance with the provisions of Clinger-Cohen Act and to note differences between the processes in-place and those of the best practices identified by GAO. Second, to use the model developed in this thesis to evaluate the IT management processes of a specific federal agency to determine if they comply with the Clinger-Cohen Act and make recommendations to improve their processes where applicable.

C. ASSUMPTIONS AND LIMITATIONS

Since the Clinger-Cohen Act was implemented as an extension of the Government Performance and Results Act, the model developed in this thesis will assume that a strategic plan is fully developed and in place for the organizations in question. The absence of such a plan will not prevent the assessment of an agency's IT management processes, but the evaluation of the agency's current processes will be

limited to broad comparisons to the model developed by this research. A strategic plan is necessary to focus the management policies and reap the maximum benefits envisioned by Clinger-Cohen, but neither the agency's strategic plan, nor their strategic planning process will be evaluated in this research.

The model developed in this thesis will be broad enough to be used as a basis for the evaluation of any government agency's IT investment processes. OMB and GAO issue broad guidance for government agencies, therefore research into the basis of the model will be limited to GAO reports and OMB guidance. This thesis will use academic sources to expand some areas to support the audits by GAO or OMB directives, but GAO guidance will form the foundation of the model.

D. RESEARCH METHODOLOGY

1. Literature Review

The methodology will include a literature review of the requirements of the Clinger-Cohen Act, associated legislation, and publicly available reports addressing the best practices of public and private sector organizations as noted by GAO. Additionally, a review of research journals and similar publications in the areas of IT management and strategic management will be done to expand the GAO models.

2. Data Collection

In order to complete the evaluation of a specific agency's IT management, a review of their existing processes will be completed by studying relevant regulations and documented procedures and interviewing personnel involved in the management, selection, control, operation, or maintenance of IT investments.

E. BENEFITS OF THIS STUDY

This thesis will provide government managers and IT professionals with an insight into the background of current initiatives in IT management reform and provide a model to help assess their agency's IT management processes with reference to the best practices identified by GAO. The review of a specific agency provides an additional view of managing IT and an example of how each agency needs to evaluate the environment they work in and choose the techniques that best fit that environment.

Additionally this thesis provides the selected agency with an independent, objective assessment of the processes they currently use to manage their IT investments and provides recommendations for future improvements.

F. THESIS ORGANIZATION

This Chapter provides a background into the legislation changing governmental IT management, the purpose of this thesis, the assumptions and limitations of the research, the methodology of the research, the organization of the thesis, and the benefits of this study.

Chapter II will address the management of IT projects as investments and outline the phases of the investment cycle presented by GOA in Ref. [3]. The concept of using performance measures as a technique to select, control, and evaluate IT investments will also be introduced.

Chapter III will develop a model to compare an agency's IT management processes by adapting the critical processes identified with a mature, effective, and efficient IT management plans with the investment cycle described in Chapter II.

Chapter IV will use the model in Chapter III to evaluate the compliance with CCA and the effectiveness of IT investment management for the White House Situation Support Staff, a small federal organization.

Chapter V will include conclusions regarding IT investment management processes and recommendations for further study, both at WHSSS and in the general area of IT investment management.

THIS PAGE INTENTIONALLY LEFT BLANK

II. MANAGING IT PROJECTS AS INVESTMENTS

Too often, IT projects are viewed as expenses and no analysis is performed to measure the expected benefits for the dollars expended. Additionally, accounting for an IT project's total costs is made difficult by the practice of using procurement and operational funds simultaneously or not fully associating all costs with the project. In order to fully disclose the funds spent on IT projects and choose the projects that provide the best return in benefits realized for the funds spent, a technique to better manage IT projects needs to be developed.

A. THE IT MANAGEMENT PROCESS

Since the enactment of CCA in 1996, several studies have been completed to determine the most efficient management processes for IT projects as well as attempt to develop a model that can be applied uniformly and government-wide for ease of review and approval of IT Projects. To date, the focus of executive departments in trying to comply with CCA has been in the acquisition of large (Department wide) IT projects and in trying to establish a Departmental model for each smaller agency to apply to its own individual projects. There has been little progress in addressing the questions facing the smaller agencies. Specifically, how to choose the investment with the best return and how to manage the required processes with a limited number of personnel?

Another difficult hurdle is transforming the agency's current IT management technique for different projects in various stages of development into the investment cycle framework developed by GAO in Ref. [3]. After enactment of CCA, GAO developed the investment cycle as a model to assist federal agencies in starting to design IT investment management processes. GAO has addressed the transformation problem with the Information Technology Investment Management (ITIM) framework in Ref. [1].

The ITIM framework is modeled after the Software Engineering Institute's (SEI) framework for assessing an organization's software management ability [Ref. 1:p.139]. The ITIM framework uses "levels of maturity" to identify management needs. GAO [Ref. 1] not only defines the maturity levels of the framework and their critical aspects, but also describes how an agency best transitions from one maturity level to the next. This report is useful for understanding an agency's IT management process (moving between levels of maturity) and will be addressed in Chapter III after the groundwork for an IT management process is discussed.

This Chapter will present the common factors of GAO reports [Ref. 1 and 2] to describe a management process for the control of IT investments. This should be applicable to all IT investments regardless of agency size or complexity of the IT project. These factors include: the organizational attributes critical to successful IT investments, the phases of the IT investment cycle, and IT performance measures.

B. ATTRIBUTES CRITICAL TO SUCCESSFUL IT INVESTMENTS

While each phase of the management process contains unique requirements to ensure the success of the IT investment, an organization must master three distinct attributes for successful implementation. GAO [Ref. 3] identifies these attributes as: senior management involvement, mission focus of projects, and the portfolio approach to IT investments.

1. Senior Management Involvement

Managers with the authority to purchase, modify, and cancel projects must be fully integrated into the IT investment process. Usually these are senior managers. A

communication process, both routine meetings for planning and status reporting, and a separate technique for reporting problems, must be formally implemented.

The planning for new investments, resource allocation for the overall IT portfolio, and the validation of costs and benefits are made in the budget formulation and submission part of the year. The communication process must provide managers, who have the authority to modify or cancel IT projects, with the knowledge of which IT projects are having problems that are not being corrected at lower levels and are in trouble.

Appropriate review processes, documentation requirements, selection criteria, and dollar thresholds to determine the level of management required for decision-making must be developed for each type of investment and stage of development. This ensures each investment gets the scrutiny warranted by the amount of investment dollars involved. The size of the agency and therefore the depth of management layers will determine the complexity of implementing senior management involvement.

2. Mission Focus of Project

The strategic plan consists of the organization's mission, goals, and objectives. Performance measures must be linked to strategic planning as required by CCA and GPRA. This requires developing long-term strategic goals, setting annual organizational performance targets in support of those objectives, and annually evaluating performance against those targets.

In order for executive departmental goals to be met, each smaller agency within an executive department must ensure that their objectives support their parent agency's goals. This results in the department's goals being addressed in increasing detail as the

process moves down through the organizational structure. Likewise, an IT office's goals need to be expressed in terms describing how they will specifically support their agency's objectives instead of broad terms such as "provide cutting edge IT products." Without sufficiently specific translation of goals, people will not focus on their organization's true mission.

IT projects must now be selected to help the agency meet their objectives. If an IT investment cannot be proven to measurably improve agency mission performance, that investment should not be made. Mission benefit, not cost or schedule constraints, must be the main measure of success of an IT investment. This point must be stressed in the selection of IT investments and will help determine if any corrective actions are needed while the IT investment is being developed and deployed.

The development of the strategic plan and the performance targets is instrumental in the implementation of IT investment management since the investments will be chosen to help the agency achieve its objectives and mission. The performance measures that IT investments are evaluated and ranked by must be focused on the performance measures used by the agency's senior managers to measure progress towards these targets. This is also related to the involvement of senior management, as the success of any strategic plan is linked to both the involvement and commitment of the agency leadership.

3. The Portfolio Approach to IT Investments

Most organizations have numerous IT projects in different stages of maturity, ranging from new projects to those in the final stages of completion. In order to properly control all IT investments, the agency must define a portfolio consisting of all investments in every stage of development and of every type. The stages of development

include concept exploration through operational use, and must not be confused with the phases of the IT investment cycle (which are explained in the next section of this chapter), although they are related. Investments that are purely research and development should be included in the agency's R&D portfolio, rather than in its IT investment portfolio. Also, different types of IT investments should be identified such as mission critical, cross-functional, or administrative. "Mission critical" IT investments help the agency accomplish an agency mission (as identified in the agency's strategic plan). "Cross-functional" IT investments address one or more missions and/or one or more administrative functions, while "administrative" IT investments address only agency administration.

By building an all-inclusive portfolio of investments, resources can be allocated to investments after they are ranked based on their costs and benefits.

C PHASES OF THE IT INVESTMENT CYCLE

1. Introduction

The intrinsic part of the IT management process is the description of the phases of the investment cycle as recommended by GAO [Ref. 1:p. 3]. Figure 1 displays the three phases of the cycle: Selection, Control, and Evaluate. The phases are connected by both process and information flow. Data collected from investments in the Control or Evaluate phases provides feedback, which can improve decisions made in future Selection phase meetings. Likewise, decisions made in the Selection phase to change the agency's portfolio will affect what options are available in the Control phase. While a single IT investment will proceed through the cycle in order from Selection to Control to Evaluate, the agency's IT portfolio most likely contains investments in each phase. Thus, management is constantly documenting data collected and decisions made in all phases

throughout the business cycle. Each of the three phases will be discussed in the following sections.

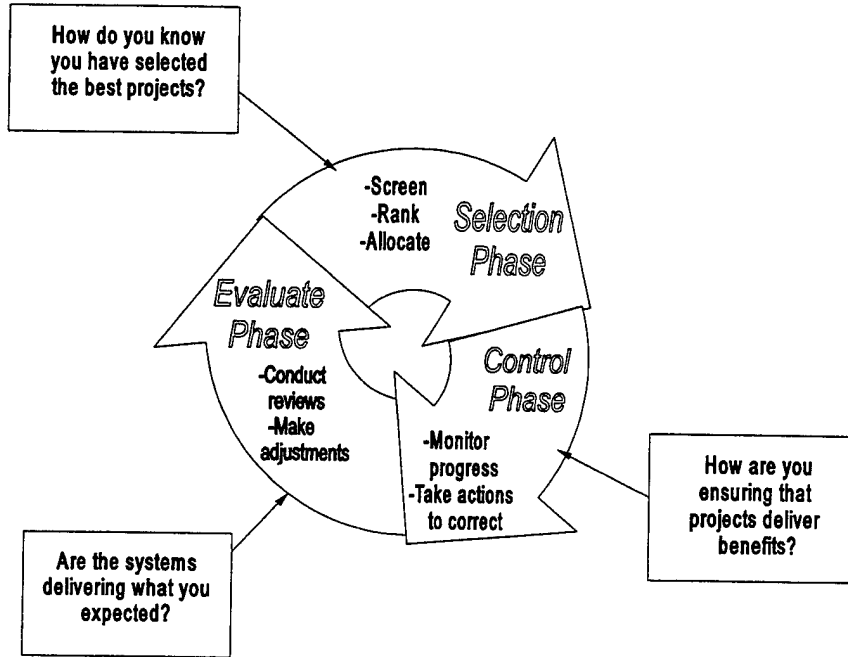


Figure 1. Phases of the IT Investment Cycle After Ref. [1]

2. Phase One: Selection

The purpose of the Selection phase is to build the agency's IT portfolio. This is accomplished through three processes: Screening, Ranking, and Allocation. The Selection phase, unlike the Control and Evaluate phases, is not ongoing, but normally occurs at a distinct point in the agency's operating cycle. The Selection phase may occur annually, quarterly, or at any time during the year. Government agencies may find it most useful to conduct the selection phase annually in conjunction with their budget submission process.

a. The Screening Process

The GAO describes the screening process as the comparison of all investments (potential as well as current investments) against a uniform set of established screening criteria and thresholds in order to determine which projects meet the minimum requirements for continuing review and at what organizational level the investments must be reviewed. The policies of the agency will delineate the thresholds and the organizational level of review required for different sized projects. Examples of thresholds that would have to be met include a minimum return on investment (ROI), or a maximum cost amount based on a percentage of the normal annual IT budget.

b. The Ranking Process

The ranking process will assign priorities to the IT investment projects that survive the screening process using both measures from the screening process and any additional measures needed to breakout each potential investment's rank or prioritize the projects from highest to lowest. In order to accomplish the ranking, several measures are necessary. At a minimum, measures of cost vs. benefit (i.e. ROI), risk to the agency, and mission accomplishment (i.e. strategic, tactical, or administrative) must be used. The measures can then be weighted based on the agency's abilities and mission. For instance, projects addressing a mission that is currently not being met must rank above projects aimed at improving other missions even when the ROI is lower or higher risks may be involved. Comparisons of the weighted scores for each investment can then be used to rank the investments.

c. The Allocation Process

The last process in the Selection phase is to allocate funds for the next business cycle to investments based on the priorities established in the ranking process.

Possible outcomes in the allocation are continuing the funding level of an investment, increasing the funding, lowering the funding level, cancellation of an existing investment, or deferment of a potential investment due to lack of resources. This final process is necessary to allocate the limited funds to the projects that provide the most benefit to the agency in the form of mission accomplishment, ROI, and at manageable risk levels. If the IT funds were unlimited, all projects could be funded making the ranking and allocating processes unnecessary.

This whole set of processes in the Selection phase is summarized by the GAO as follows:

The Selection phase helps ensure that the organization (1) selects those IT projects that will best support mission needs and (2) identifies and analyzes a project's risks and proposed benefits before a significant amount of project funds are spent. A critical aspect of this phase is management understanding and participation and decision-making that is driven by accurate, up-to-date data and an emphasis on using IT to enhance mission performance. [Ref. 2:p.7]

3. Phase Two: Control

The purpose of the Control phase is to track the investment through its development and deployment to ensure the appropriate level of performance is being gained from each investment. This helps prevent the loss of resources on investments that are not helping the agency improve its strategic mission accomplishment.

Once investments are selected and funded, they are continuously and consistently managed and controlled. The progress of the investment is measured against projected or expected cost, schedule, and mission benefits. Performance reviews of investments are conducted at key points in the investment's development. The periodicity of these reviews will be set at the beginning of the IT project's development based on its cost,

complexity, or risk and may be altered based on performance during development. High cost, complexity, or risk projects require more frequent control. The periodicity of these reviews can also be changed as necessary depending on the size, risk, and performance of the project during its development and deployment.

Performance measures used to track the investment will have different thresholds. Each investment will have a predicted value (i.e. the "good" or "green" value) of the final project for each performance measure. Investments in development or deployment with all performance measures in the "green" are progressing as expected. Project managers will set warning thresholds (i.e. the "warning" or "yellow" value) at which the project manager decides on the corrective action that is required and documents his or her decision and any action taken. When the danger threshold (i.e. the "danger" or "red" value) is reached, management involvement is increased by trouble reports and the senior managers will have to decide whether or not the project needs further corrective action, modification, or cancellation based on investment performance and response to corrective action taken at lower levels.

The setting of each of these thresholds is very critical to the management process. McGee and Prusak, members of the Ernst & Young consulting firm, stress that "organizations must treat metrics as attention-focusing devices instead of scorecards" [Ref. 4:p.192]. This must mean that the "yellow" values show situations that require attention, and administrators should not be too quick to terminate or even modify projects. Likewise, project managers need to understand that, even though the investment survived the selection process, a point may come where the returns delivered by an investment when weighed against the resources allocated to that project may

warrant modifications or even termination. This emphasizes the importance of documenting corrective actions taken or the basis for not taking action.

4. Phase Three: Evaluate

The purpose of the Evaluate phase is to examine the lessons learned from each specific project and use these to adjust the processes in the Selection and Control phases to continually improve the agency's management of its IT portfolio.

After a project has reached its final endpoint (usually full implementation or cancellation), a final review is completed. GAO, in its "Guide for Evaluating Agencies' IT Investment Decision-making", describes three major areas that the final review must examine: effect on customers, impact on agency mission, and technical capability.

The "effect on customers" must be examined to determine if the recipients of the IT services or users of the IT technology realized the desired benefits. In addition to the planned benefits, the review must determine the impact of any unplanned aspects of the project. This includes negative aspects of the project such as added training or inefficiency due to increased project complexity as well as any unplanned benefits that may have been realized. This will usually require interviewing or surveying the project's users and maintainers.

The "impact on agency mission" must likewise be examined for both unplanned effects on mission as well as whether or not the intended affect on agency mission was realized.

The "technical capability" of the project can be assessed by the trends displayed by the history of performance measures during the life of the project (maintained during the Control phase) compared with the desired goals expressed in the Selection phase.

Other aspects of the technical capability of the project include employee satisfaction with the system, the extent to which the system was utilized by employees and customers alike, and the expertise displayed by the technicians responsible for the project.

The most difficult aspect of the final review is to find benefits and/or shortcomings that were not necessarily measured by the performance measures tracked in the Control phase. Since the goal of the Evaluate phase is to improve the processes in the Selection and Control phases, the agency must strive to find which positive or negative attributes were realized without being explicitly monitored. Agency managers can then modify the Selection and Control of investments to minimize the negative attributes and capitalize on the positive.

Last, the final review procedures must be formalized in agency policy. A consistent, thorough procedure must be utilized for all projects. The agency must also be able to identify shortcomings in its evaluations and improve on these procedures should they find better techniques or documentation to do so. The policy must formalize the procedure to be used so that it can be clearly communicated and consistently applied. However, policy must be flexible enough to allow continuous improvements to the Evaluate phase by allowing application of lessons learned from each experience.

D. IT PERFORMANCE MEASUREMENTS

Once the agency understands the IT investment cycle and the basic processes required to manage the cycle, a method must be developed to measure the qualities (positive and negative) of IT investments. These measurements are used to rank investments against each other in the Selection phase and are used to track an investment's progress in the Control phase. A wise selection of "performance

measurements” to manage IT investments is crucial to the success of an agency’s IT management processes.

1. Introduction

As discussed in the Selection and Control phases, consistent and reliable metrics must be used when comparing investments or tracking their performance through development. There are countless performance measures available for the agency to use, but they must be chosen to address three features sought by GAO auditors: repeatability, efficiency, and completeness. As seen in Figure 2 this adds a measure of breadth to the Select, Control, and Evaluate phases.

They examine each depth of each phase for the critical features of its performance measures, namely repeatability, efficiency, and completeness. A process is “repeatable” when the documentation that describes the data required and technique used to make decisions allows different personnel to come to the same decision when the process is accomplished in another investment cycle. “Efficiency” in a process is achieved when all participants in the process fully understand what is expected of the process and both wasted time and resources are eliminated from the process. “Completeness” is a direct result of the process’ documentation conveying the required inputs and outputs of the process such that no data or analyses are missed.

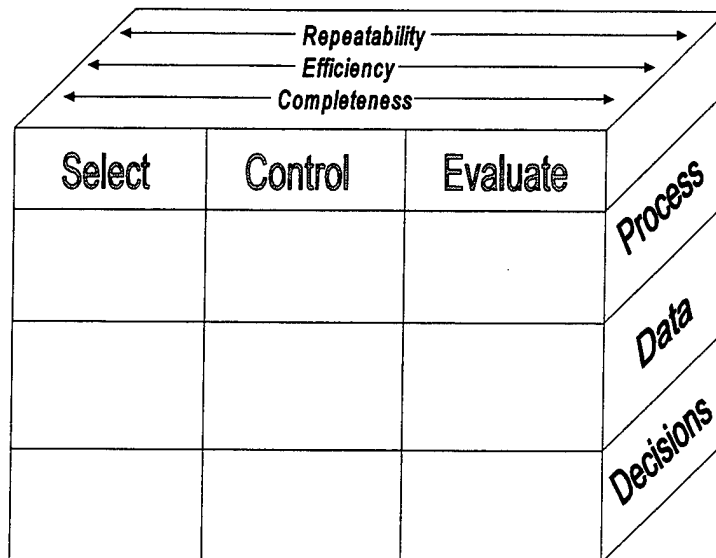


Figure 2. Three Dimensions of the IT Investment Evaluation Approach From Ref. [2]

In addition, as shown in Figure 2, GAO expands the IT management process by adding a third dimension consisting of: process, data, and decisions.

The critical aspect of choosing the appropriate performance measures is connecting the investment to the agency mission it supports, and determining what output will be measured to track how well the desired outcome is being achieved. The importance of identifying the desired outcomes and relating them to measurable outputs cannot be stressed enough. The best laid-out strategy will never be realized if the desired outcomes are not tied to appropriate outputs that can be measured. These measurements are the indicators used to provide feedback for corrective actions in the system to continually strive towards the desired outcomes. Chapter 3 will discuss the use of the “balanced scorecard” to tie these missions, projects, outputs, and outcomes together.

The remainder of this chapter will discuss two broad areas that must be measured to track IT project performance and finally how these measurements can be compared and used to rank projects. GSA's "Performance Based Management: Eight Steps to Develop and Use Information Technology Performance Measures Effectively" discusses the measurements of effectiveness, efficiency, and the use of information economics to apply these measurements to a scorecard.

2. Effectiveness

Effectiveness is the measure of how well an objective is being met. The agency must carefully choose the outputs measured and avoid choosing inputs. An example of this mistake is an office that tracks the number of requests filled. The number of requests filled is tied directly to the number submitted, which is an input into the system not an output. A better choice in this case would be the percentage of reports processed within two working days. The percentage removes the input (although it is still related to the number of inputs) and instead emphasizes the attainment of a business goal, that all reports be processed within two working days.

The issue of effectiveness must be addressed in order to enhance the completeness of the agency's performance measurements. This relates back to the point that no project, no matter how well it performs with respect to schedule and cost, should be advanced if it does not help the agency achieve its missions.

3. Efficiency

Efficiency is the measure of how well a project is providing an output comparing benefits to the cost of its operation. The most recognized measurement in this area is return on investment (ROI). ROI is the benefits to the agency (measured in dollars)

provided by the investment divided by cost of acquiring and operating an investment. This calculation is difficult with IT projects because there is usually a myriad of intangible benefits that IT investments both deliver and promise to deliver. IT corporations have attempted to improve the ROI of IT investments by introducing the concept of "enhanced ROI." The enhanced ROI is no different from the conventional ROI calculation except the intangible benefits are given a dollar value.

The most difficult aspect of the efficiency measurement is the inclusion of intangibles. This has to be approached from two perspectives. First, the intangibles must be addressed. This may mean starting from a baseline, such as using the IT system already in place. Then the intangibles can be measured as incremental changes from the baseline. Second, the measurement of intangibles needs to be formalized such that the process is consistently applied across all investments in the portfolio, not just projects competing for the same mission, since all investments "compete" against each other when they are ranked in the Selection phase.

4. Information Economics

In order to formalize the measurement of intangibles when determining the value of IT investments, the General Services Administration recommends the use of score factors, as developed by Parker and Benson [Ref 5]. These factors help to improve the ROI calculations by providing factors to assess the value and risks of IT projects. These factors can then be used to build a scorecard for each IT investment that will be used to rank all IT investments in the portfolio. Agencies can use all or some of the factors, or develop their own.

The Information Economics Scorecard factors [Ref. 5:p.53-55] are:

Enhanced Return on Investment (ROI)— Assesses the cost-benefit analysis plus the benefits created by the IT investment on other parts of the organization. Parker and Benson provide techniques for assessing costs and benefits of the impact of an IT investment on other departments of the organization. They also describe techniques for quantifying the benefits associated with increasing the value of a function. For example, electronic form processing provides a data entry clerk with the capability to process claims, a higher value function.

Strategic Match (SM) — Assesses the degree to which the proposed project corresponds to established agency strategic goals. This factor emphasizes the close relationship between IT planning and corporate planning and measures the degree to which a potential project contributes to the strategy. Projects that are an integral and essential part of the corporate strategy receive a higher score than those that are not. Strategic Match assesses the extent to which an IT investment enables movement towards long-term direction.

Competitive Advantage (CA) — Assesses the degree to which projects create new business opportunities, facilitate business transformation (e.g., inter-organization collaboration through electronic commerce), increase the agency's competitiveness or improve the agency's reputation or image. Competitive Advantage requires placing a value on a project's contribution toward achieving one or more of these objectives.

Management Information (MI) — Assesses a project's contribution to management's need for information about core activities that involve the direct realization of the mission, versus support activities. Measuring a project's contribution to the core activities of the business implies that the agency has identified its critical success factors. This measurement is obviously subjective because improved management information is intangible, but the benefit measurement can be improved if the agency first defines those core activities critical to its success, and then selects a general strategy to address these issues.

Legislative Implementation (LI) — Assesses the degree to which the project implements legislation, Executive Orders and regulatory requirements. For example, Federal law requires INS to process passengers arriving at airports from international flights within 45 minutes. A project receives a high score if it directly implements legislation; a moderate score if it indirectly implements legislation; and no score if the project does neither.

Organizational Risk (OR) — Assesses the degree to which an information systems project depends on new or untested corporate skill,

management capabilities and experience. Although a project may look attractive on other dimensions and the technical skills may be available, unacceptable risks can exist if other required skills are missing. This does not include the technical organization, which will be measured on another dimension. Organizational risk also focuses on the extent to which the organization is capable of carrying out the changes required by the project, that is, the user and business requirements. For example, a high score reflects that the business domain organization has no plan for implementing the proposed system; management is uncertain about responsibility; and processes and procedures have not been documented.

Strategic IS Architecture (SA) —Assesses the degree to which the proposed project fits into the overall information systems direction and conforms to open-system standards. It assumes the existence of a long-term information systems plan — an architecture or blueprint that provides the top-down structure into which future data and systems must fit.

Definitional Uncertainty (DU) — A negatively weighted factor that assesses the degree of specificity of the user's objectives as communicated to the information systems project personnel. Large and complex projects that entail extensive software development or require many years to deliver have higher risks compared to those projects segmented into modules with near-term objectives.

Technical Uncertainty (TU) — Assesses a project's dependence on new or untried technologies. It may involve one or a combination of several new technical skill sets, hardware or software tools. The introduction of an untried technology makes a project inherently risky.

IS Infrastructure Risk (IR) —Assesses the degree to which the entire IS organization is both required to support the project, and prepared to do so. It assesses the environment, involving such factors as data administration, communications and distributed systems. A project that requires the support of many functional areas is inherently more complex and difficult to supervise; success may depend on factors outside the direct control of the project manager

Once a numerical score is generated for each category based on a scale defined by the agency's policy, they can be used to build a scorecard by summing the common factors together in common groups (financial, benefits, and risk). Scores for financial

return, expected benefits, and risk can then be compared for each IT investment to assist the ranking in the Selection process.

An integrated product team (IPT) formed by the Chief Information Officer of the Navy developed a simpler information economics scorecard addressing only financial costs and gains to calculate a ROI, risks involved, and mission accomplishment [Ref. 6:ppJ-A-6 to J-A-17]. Whatever scorecard approach is used, the complexity of the analyses used needs to fit the size and complexity of both the agency and the investments undertaken.

Finally, the measurements made by information economics scorecards must be continually examined in all three phases (Selection, Control, Evaluate) to determine if they are useful, and if so, how they can be improved. Since the scorecard is made to assist in the ranking of projects in the Selection phase and tracking of investment progress in the Control phase, the measurements made by information economics must be continually evaluated to ensure they are generating the scores necessary to help the agency make sound decisions.

III. IMPLEMENTING INFORMATION TECHNOLOGY INVESTMENT MANAGEMENT IN SMALL AGENCIES

A. THE ITIM MATURITY STAGES

1. Overview

The previous chapter outlined GAO's three-phased framework of Select, Control, and Evaluate in the IT investment cycle. In "Information Technology Management: A Framework for Assessing and Improving Process Maturity," GAO expanded the three-phase framework for IT project management previously promulgated by themselves and OMB by adapting the idea of "maturity stages"[Ref. 1]. GAO decided on a five-stage maturity-based framework based on general industry acceptance of maturity-based frameworks (such as the Software Engineering Institute's copyrighted Capability Maturity Model) and GAO's working experience in applying maturity-based methods in IT audits and evaluations [Ref. 1:p.139].

Figure 3 illustrates the five stages of increasing maturity along with the "critical processes" that are used to characterize each of the stages. The left side of the figure shows the wide range of investment management from a narrow project-oriented approach to those that encompass enterprise-wide strategic concerns.

The framework in Figure 3 can be used to identify a specific agency's IT management's level of ability in one of the five distinct maturity stages. The framework is cumulative so that an agency evaluated to operate at a specific maturity stage is assumed to be managing the critical processes at this stage as well as the prior stages outlined in Figure 3.

As noted in Figure 3, agencies at Stage One have little awareness of how their IT investments are performing or how they relate to the agency's mission. The few management processes that are in place are generally project oriented and outcomes are widely variable. Hence this stage can be described as "undisciplined".

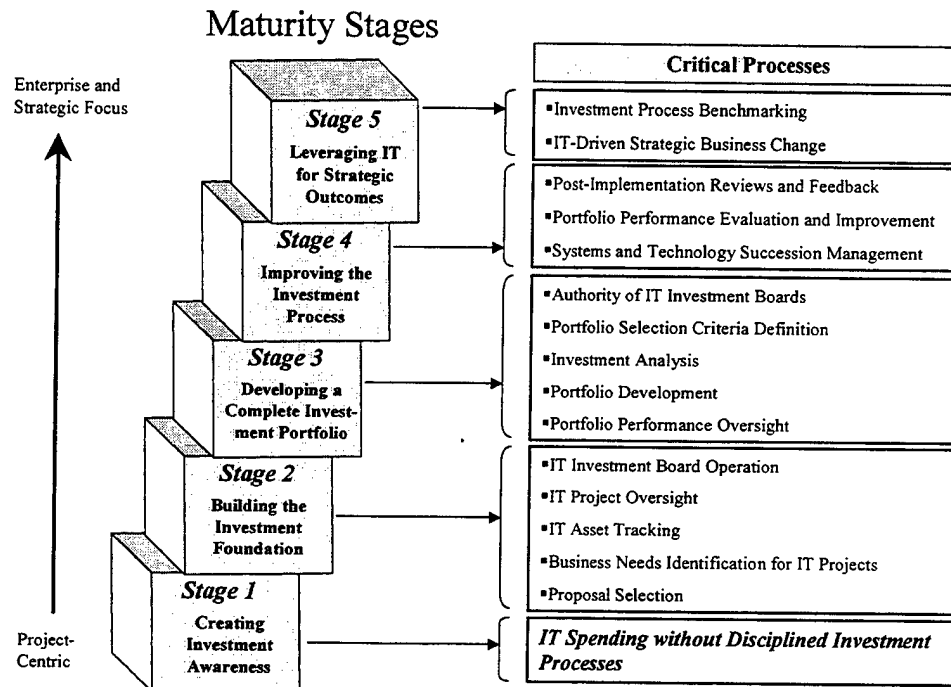


Figure 3. The Five Stages of Maturity Within ITIM From Ref. [1]

At Stage Two agencies begin to implement investment selection and control techniques such as business needs identification for IT projects, project oversight, asset tracking, and the development of the IT oversight board. These are further enhanced in Stage Three by focusing on a comprehensive investment portfolio approach and

incorporating portfolio-based benefit and risk criteria linked to near-term business needs of the agency.

Stage Four improves the investment process by instituting post-implementation reviews and feedback from these reviews to improve the Selection and Control phases of the portfolio. Plus, this stage introduces concern for succeeding information systems and technologies that will replace high cost or low value added current investments.

At the final stage, Stage Five, an agency benchmarks its IT investment processes against best practices of similar agencies and organizations. Furthermore, managers attempt to leverage their IT investments to other operational and strategic activities across the entire enterprise. In this case, IT is the driver of strategic direction and organizational change instead of a reactive management tool.

GAO uses this framework to assess an agency's IT management processes and as a guideline for organizational improvement. The report outlines the purpose, prerequisites, and the activities involved in each of the critical processes and then describes how an agency may transition from one stage to the next.

This useful framework will be further developed in this thesis to examine the critical processes necessary to address all three phases of the IT investment cycle and, from this, to build a model which can be used to assess an agency's IT management processes. All of the critical processes in Stages Two, Three, Four, and Five are required to accomplish this. The critical processes of benchmarking and IT-driven strategic business change in Stage Five bring the agency to the point where IT investments drive the strategic direction of the organization. This chapter will expand this idea and

describe how to use the ITIM framework as an assessment tool for the IT management policy of a government agency.

2. Using the ITIM Framework to Build Agency Policy

GAO's ITIM framework lays the groundwork for evaluating IT management by addressing each phase of the investment cycle (Selection, Control, and Evaluate) in each stage of maturity for an agency. Figure 4 shows the three phases of the investment cycle and the proposed critical processes that were discussed above and included in Stages Two, Three, Four, and Five of Figure 3.

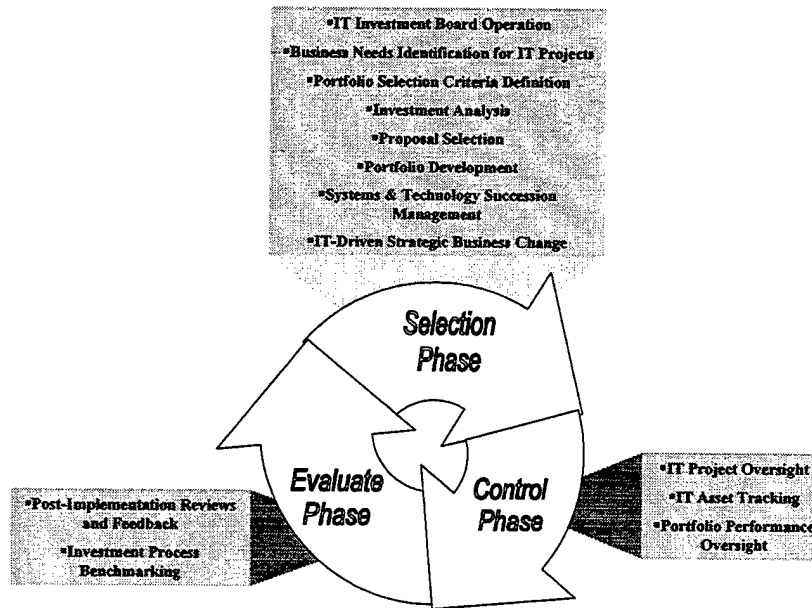


Figure 4. Linking ITIM Critical Processes to the Investment Phases

Once the critical processes are identified with the relevant phases of the investment cycle, they can be applied to the Dimensions of the IT Investment Evaluation

Approach outlined in Chapter II. This comprehensive three-dimensional representation of the agency's IT management policy is depicted in Figure 5.

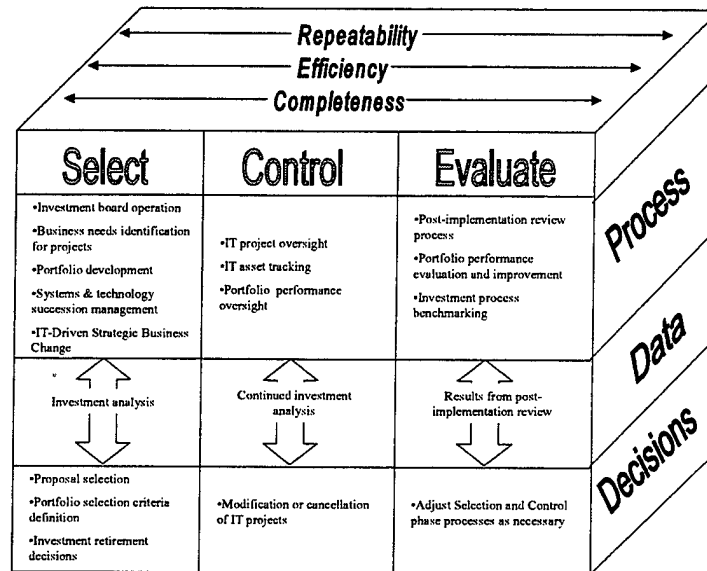


Figure 5. The Dimensions of an Agency's IT Management Policy

The agency can identify the processes in its IT management policy and compare them to the critical processes in the framework of Figure 5 and evaluate each for the necessary attributes of repeatability, efficiency, and completeness.

The remainder of this chapter will describe the purpose of and activities required in each of these critical processes for each investment phase.

B. THE SELECTION PHASE

1. IT Investment Board Operation

The IT investment board is the formal body designated by agency policy to make decisions concerning project selection, modifications to projects, and funding levels. IT

investment board membership and an agency-specific process guide (policies and procedures that define board operations) are an essential part of an agency's IT management policy.

Both senior line managers of major functions or operations and IT personnel must be represented in the board membership. The size of the board depends on the size and needs of the specific organization. The members of the board must be trained to understand their duties on the board and these duties must also be outlined in agency policy to ensure both repeatability and ease of review by agency administrators and outside agencies.

The board's "process guide" must identify specific events where decisions must be made by the board. An equally important section of this guide outlines the environment in which the agency operates in terms of legal constraints or requirements and agreements with other agencies that must be honored, and how these affect the different decisions that must be made. This process guide will be the foundation of many of the other critical processes since it will define the format of deliverables provided to this board for use in decision-making.

Agency commitment to the board must exist in two important areas. The agency's top executives must provide strong leadership in defining the board's responsibilities and membership and they must support and carry out board decisions. There may be exceptions where top administrators act contrary to investment board decisions, but these occurrences will be rare when the policies and procedures of the investment board are properly aligned with agency missions and objectives.

2. Business Needs Identification for IT Projects

In order to meet the requirements of CCA and ensure all IT investments help the agency meet its mission goals, each investment must be tracked back to the agency mission(s) that it addresses.

One way of connecting IT projects with the agency's missions is by use of the "balanced scorecard." The balanced scorecard can be used to express the vision and missions of the agency in terms of the value seen by its different stakeholders. Once the value seen by stakeholders is described, the IT investment(s) that best serve these stakeholders can be chosen and the performance measures to be used to control projects can be identified.

Figure 6 outlines a tool that can be used to link the agency's strategy to the various perspectives that will perceive success or failure. The critical success factors must be determined from each perspective as well as the IT investments that address these needs. Each perspective (financial, customers, internal business, and innovation and learning) will have different critical success factors and projects that address these factors. Performance measures are selected to track the investments' progress towards satisfying the respective critical success factors.

Once these connections between missions, stakeholders' needs, investments, and performance measures are made, existing investments can be matched to their respective mission(s) and future investments can be fit into this existing scorecard to ensure a mission match exists. A record of investment mission matching must be maintained with investment records so this match can be evaluated in future reviews.

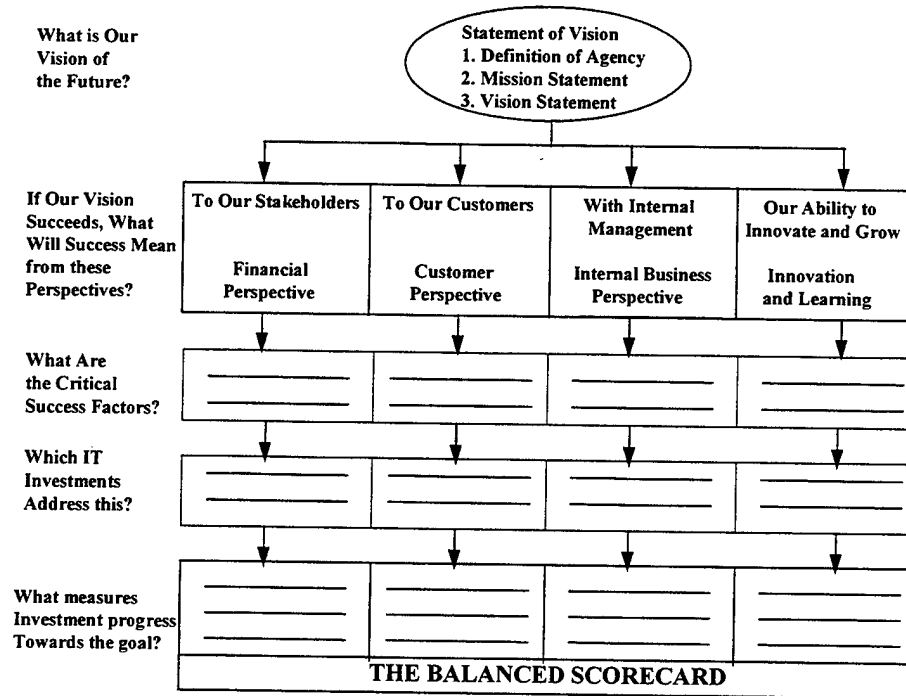


Figure 6. A Framework to Link IT Projects to Strategy After Ref. [7]

3. Portfolio Selection Criteria Definition

The portfolio selection criteria definition is the written policy and procedures for creating and modifying the minimum acceptable attributes an IT investment must display to be considered for addition to the agency's IT portfolio. Developing an IT investment portfolio involves defining appropriate IT investment cost, benefit, schedule, and risk (CBSR) criteria to ensure the agency's strategic goals, objectives, and missions will be satisfied by the selected investments (Ref. [1]:p. 74).

The portfolio selection criteria must be distributed throughout the organization so that the minimum expectations of potential investments are known and understood by managers and IT personnel. The portfolio selection criteria definition is the formal

declaration of the worst benefit/cost/schedule/risk relationship of an investment that will be considered by the agency for funding.

Since the definition can change if the agency's priorities or the environment the agency operates in changes, agency policy must also determine at what time interval the selection criteria must be reviewed to verify it is continuing to help the agency match its IT investments to its mission needs.

4. Investment Analysis

Investment analysis includes the data collected to support CBSR reports for investments and the use of the data by the IT investment board to assess and rank potential as well as current investments. Initially, for new investments, the analysis will provide an assessment of the agency's best estimate of the future CBSR performance of the investment. As an investment is deployed, the analysis will track the realized costs, benefits, and risks so that proper attention is applied to the investment in the Control phase.

Agency policy must delineate who performs the analysis and outline the procedure for conducting the data collection and presentation to the board. The policy must also describe how the IT investment board assesses the reports with respect to the portfolio selection criteria and prioritizes its full portfolio of IT investments.

The investment analysis process provides the data that allows the investment board to select investments for consideration, rank the investments prior to allocation of funds, and track the performance measures of the investment during its control phase. The CBSR must be formalized so that it can be applied uniformly to all projects under consideration by the agency.

The information economics concept described in Chapter II is a useful way to combine the tangible benefits and costs with the intangibles. Thresholds are set on the scores from the information economics to define the portfolio selection criteria definition explained above. The CBSR will therefore be initially done for a potential investment to support its screening and selection, allow for tracking of the investment in the Control phase, and be scrutinized in the Evaluation phase to determine how the process can be improved.

5. Proposal Selection

The purpose of the proposal selection process is to establish a structured process to select new IT proposals. It is tied tightly to the portfolio selection criteria definition and investment analysis processes since these two provide the data input and minimum requirements for new proposals to be considered for development.

In order to accomplish the proposal selection, an individual manager should be assigned responsibility for this process. This manager's responsibilities will include ensuring the staff understands the key events in the selection process, collecting all new proposals, and presenting all proposals uniformly to the investment review board.

In order to present all proposals uniformly, there must be a formalized procedure to present the proposals in terms of their mission match and CBSR reports. From this presentation the investment board can select investments and allocate funds based on maximizing agency mission benefits while controlling risk and costs. The procedure must be flexible enough to allow improvement, but formal enough to provide clear instructions to the board. The output of this selection process is the recommendations from the IT investment board as to how the agency should allocate funds and develop the

agency's IT portfolio. If the process is managed to properly address agency priorities, the agency management decisions should rarely be different from investment board recommendations.

6. Portfolio Development

The portfolio development process takes the recommended new proposals from the proposal selection process, including the agency's current IT investments, and optimizes the IT portfolio with regard to mission accomplishment, costs, returns, and risk.

In "Assessing Risks and Returns: A Guide for Evaluating Federal Agencies' IT Investment Decision-making", GAO explains a technique to display expenditures on IT investments in various stages of development [Ref. 2]. All investments are assigned to a portfolio category. These categories include: research, development, operational, and enhancements. The "research" category contains investments under consideration for future use by the agency and being studied to gain a better understanding of costs and benefits associated with the investment. Investments in the "deployment" category have been selected for use by the agency, but are not yet fully operational. The "operational" category contains the IT investments currently fully deployed and in use by the agency. The "enhancements" category consists of upgrades to operational IT investments that have not yet been fully deployed. Figure 7 shows one way to display agency IT expenditures by category, including the percent breakdown of total expenditures within each year. The investments should also be displayed to connect them to the agency mission(s) they address

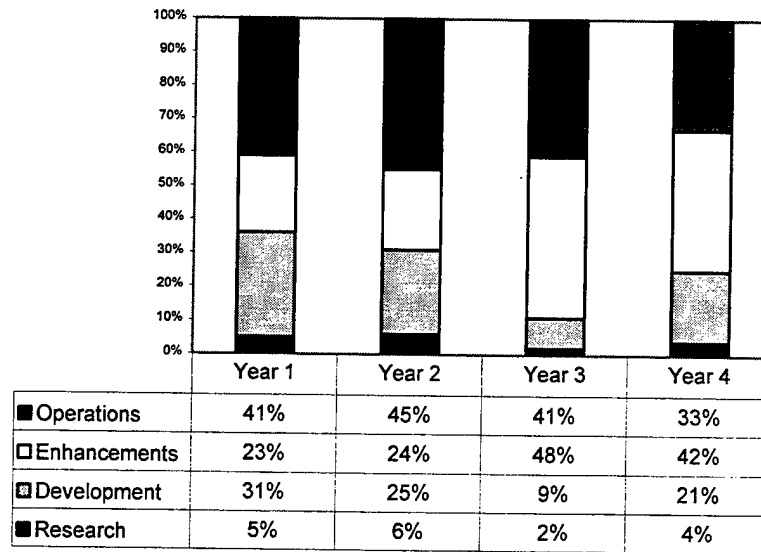


Figure 7. Example of IT Expenditure by Category After Ref. [2]

By analyzing the trend of allocations in each category, the agency can ensure that current operations are not using resources needed for future research and develop projects so that the agency remains competitive and effective in IT. Likewise, by relating the projects in each category to the agency missions they support, the agency can begin to develop a succession plan for aging or high cost investments.

Figure 8 displays a method of tracking the portion of each category (operations, enhancements, development, and research) that is being allocated to each mission addressed by the IT portfolio for a particular year. Managers will be alerted to missions that have increasing operational costs and no research or development on the potential replacements when this figure is expanded to show mission vs. category spending over several years.

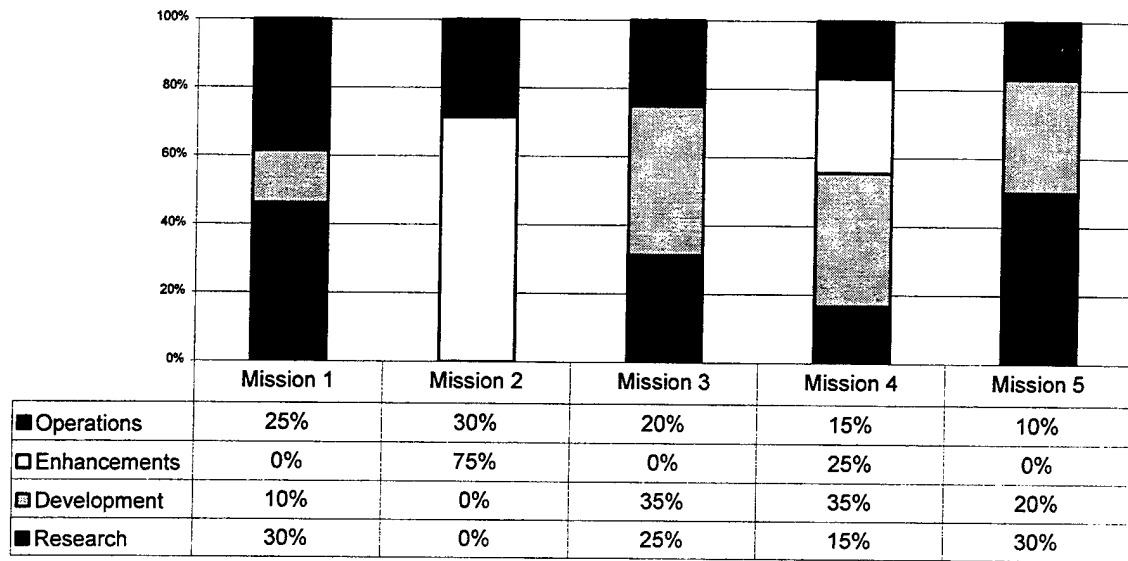


Figure 8. Example of Mission Support by IT Budget Category for One Year

7. Systems and Technology Succession Management

This process develops a schedule for the replacement of investments or for enhancements to current systems as a form of technology refreshment. The data displayed in Figure 8, if expanded over several years, can be useful in displaying the trends of past spending and determining the past lifetimes of specific projects. The lifetime of a project can be driven by different factors such as the useful life of the product (i.e., laser printers), suspension of support by the vendor, or the rate of upgrades available in the market (i.e., office suite software or desktop computers).

By understanding the natural lifetime of IT products, an agency can plan research and development so that replacements or enhancements are budgeted for and ready for deployment when they are required to replace an aging or outdated project.

8. IT-Driven Strategic Business Change

At the highest level of maturity, the agency creates and maintains a knowledge base of state-of-the-art IT products and technologies. From this base, IT projects with the ability to strategically change the agency are identified. Strategic changes to the agency's business practices are then planned for and implemented based on the identified IT capabilities in this base of knowledge.

This requires the agency to constantly research cutting edge IT capabilities that may not initially appear to "fit" into the agency's IT portfolio. When capabilities are identified that can help the agency strategically change the approach to a specific mission or consolidate the efforts previously requiring multiple investments, the new technology is developed and deployed.

C. THE CONTROL PHASE

1. IT Asset Tracking

The most important process of the Control phase is tracking IT assets. The IT investments must be tracked by an inventory that is maintained in accordance with a formal agency policy. The inventory consists of a record of investments that have been selected as well as a record of the potential investments that were rejected or deferred. Included in the inventory records are a history of each investment's current CBSR report and the expectations of the investment, including any history of changes to the expectations.

The inventory record provides a common location for the documentation needed by managers and the IT investment board for various processes in the Selection and Control phases. The historical records of past investments provide a database that can be

accessed to assist in assessments and future investment selections. The inventory records of this process are required by the IT investment board to complete a thorough selection process ensuring all investments, potential and current, are considered.

2. IT Project Oversight

IT project oversight combined with portfolio performance oversight is at the center of the Control phase. The IT project oversight process maintains the most current cost and schedule data for each investment in the asset inventory records for review by project managers and the investment review board.

The comparison of current cost and schedule with the expected results is the basic tool the managers and IT investment board should use to track investments under development. This will be further enhanced in the portfolio performance oversight process when the realized benefits and risk management are taken into account.

During periodic review of projects by the IT investment board, investments not meeting cost and/or schedule expectations will undergo further review. The deeper review will examine any corrective actions taken by project managers and determine if the investment should be modified or cancelled. The documentation of the project managers' reviews and corrective actions, as well as those by the IT investment board, are critical to the IT management process so that lessons can be learned from the problems and successes encountered. This history must be maintained in the IT asset tracking records.

3. Portfolio Performance Oversight

The process of portfolio performance oversight enhances IT project oversight by adding the benefits and risks of the projects to the cost and schedule comparisons. The

benefits and risks include many intangibles that can be addressed with the information economics concept addressed in Chapter II. In order for the uniform and repeatable application of information economics, agency policy must be very specific about the measurements or assessments made and the score associated with each. This will vary between agencies and will change over time in any agency as its missions or tasks change with time.

Like the project oversight process, investments not meeting CBSR expectations are identified for deeper investigation. The investigations should determine if any corrective action is required, but should focus on determining the root cause for not meeting expectations and produce an actions plan for the recovery or termination of the investment. Other possibilities are cancellation or the adjustment of investment expectations should earlier expectations be found unattainable or too costly and investment cancellation would be more damaging to agency mission accomplishment. The reports and records from these investigations must be maintained with the asset inventory for ease of review and evaluation.

D. THE EVALUATE PHASE

1. Post-implementation Reviews (PIR)

The Post-implementation Reviews (PIR) is the foundation of the Evaluate phase. The PIR is the process by which an investment's performance is reviewed after it is fully deployed or cancelled. The IT investment board determines which investments require a PIR and when the PIR should be conducted.

Agency policy must delineate who may conduct PIRs and what training is required of personnel that conduct PIRs. Personnel assigned to the project may be able

to more efficiently conduct the review, but the agency may chose to have personnel not directly involved in the project conduct the PIR to minimize any bias in the PIR process. However, the availability of sufficiently trained and knowledgeable personnel is often a problem.

The information required for a PIR is both quantitative and qualitative. When the asset inventory process is properly in place, the majority of data required for this review will be present there. In addition, the agency will probably obtain data from surveying stakeholders and personnel assigned to maintain the investment. This data will be useful in evaluating how the future control of investments can be improved.

The final output from the PIR is a report containing: conclusions about the investment's actual results; user satisfaction; a review of the assumptions made during the data analysis and project oversight processes; lessons learned from the project and management of the project; a review of PIRs from similar investments in the past; and recommendations for the management of future investments or changes to the procedures in the agency's IT management policy to improve the management process.

2. Feedback from PIRs

The IT investment board reviews all PIRs. The board will examine the lessons learned, the validity of the assumptions made during the investment's development, and the recommendations made to determine how the agency's selection and control of IT investments can be improved.

The feedback from PIRs is the primary means by which the IT management process is subjected to continual improvement and adapts to changes in the agency's goals or environment. By using feedback and the lessons learned from past projects,

future investments can avoid suffering the same mistakes and the agency can quickly determine when processes that provided past successes are failing to fit into the current environment.

3. Investment Process Benchmarking

The ultimate goal in maturity, Stage Five, is to understand how the agency's processes differ from the best practices and develop a method to attain the best practice. In order to accomplish this, the agency must develop a method to measure baseline data from their own IT investment management processes. Once this data is collected, external and comparable best practices are benchmarked using the same method to measure internal baseline data. By comparing the two data sets, the agency then makes improvements to the IT management processes to approach the best practices available for survey.

The advantage this process provides is more rapid improvement in internal processes when an external organization with more effective or efficient techniques is found. The standard Select/Control/Evaluate framework improves agency processes by providing feedback on a trial and error basis. Investment process benchmarking can improve the internal processes faster by providing the vision of the ideal processes and therefore a target to achieve.

This chapter developed a model of critical processes required in each phase of the IT investment cycle for management of an agency's IT investment portfolio. The processes were grouped together by the phase of the investment cycle they occur within and a brief explanation of the goals of each of the processes was explained.

The next chapter will examine how this model can be applied to IT management within a specific federal agency that is small in size but critical to the information gathering for the national security of the U.S.

THIS PAGE INTENTIONALLY LEFT BLANK

IV. IT INVESTMENT MANAGEMENT BY THE WHITE HOUSE SITUATION SUPPORT STAFF

A. INTRODUCTION

A model for evaluating an organization's IT management processes was presented in Chapter III. This model can be used to examine the processes in place in order to compare them to the critical processes required for an organization with a mature management plan. This model will be used below to assess the processes in use by a specific organization, the White House Situation Support Staff (WHSSS).

WHSSS is tasked with the selection and maintenance of communications systems and computer intelligence systems for the White House Situation Room (WHSR), the National Security Council (NSC) staff, and other White House offices. The mission of the WHSR is to provide current intelligence and crisis support to the President, his National Security Advisor, and the NSC staff. In order to accomplish this mission, the WHSR is required to gather all information concerning worldwide news, threats, or conflicts, and disseminate this information in a useable format such that the President and the NSC always have the data they need to make informed decisions concerning the position of the United States of America. To collect, manage, and distribute this information, the WHSR must be outfitted with state-of-the-art information search, collection and management systems. WHSSS administratively reports to the Defense Information Systems Agency (DISA) and receives their budget authority via the DISA budget. However WHSSS operates quite independently from DISA.

Operationally, WHSSS reports to the President's National Security Advisor and through this connection, reaches its customer base of NSC directorates and White House offices.

The planning, purchasing, operation, and maintenance of WHSSS's IT equipment is managed by WHSSS's Systems and Technical Planning Directorate. The Systems and Technical Planning Directorate is made up of about 36 persons, including military personnel, civilian employees, and civilian contractors. Procurement funds account for about one third of WHSSS's annual budget of about \$6 million dollars and when combined with Operations and Maintenance for major projects, funding for IT projects account for over half of the obligated funds.

The remainder of this chapter will discuss the processes used by WHSSS to manage its IT investments and compare this policy with the model developed in Chapter III. The IT investment cycle for the WHSSS along with the critical processes (described in Chapter III) are displayed in Figure 9. Note that the critical processes for the WHSSS are somewhat different from those discussed in Chapter III. These will be explained in the subsequent sections for the Selection, Control, and Evaluate phases.

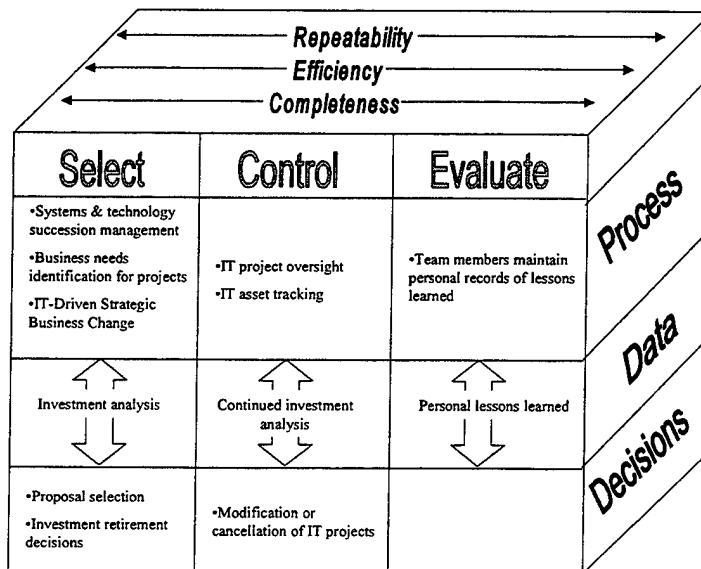


Figure 9. IT Management Policy at WHSSS

B. SELECTION PHASE PROCESSES

1. Introduction

The strategic planning process at the WHSR has been relatively informal due to the dynamic mission of the agency. The critical nature of the tasks and operations of the agency helps unify the personnel in a common objective and ease communication among the various decision-makers. The lack of a formal strategic plan has led WHSSS to adopt an IT selection process as described above and driven by “technology refreshments” or “innovations” instead of the portfolio approach described in Chapters II and III.

WHSSS is in the unique position of having to replace significant amounts of equipment during the changeover of Presidential administrations due to requirements of the Presidential Records Act of 1978. This law changed the legal ownership of

Presidential records from private to public as well as set guidelines for the restricted public access to these records. The law defined Presidential records as:

Documentary materials, or a reasonably segregable portion thereof, created or received by the President, his immediate staff, or a unit or individual or the Executive Office of the President whose function is to advise and assist the President, in the course of conducting activities which relate to or have an effect upon the carrying out of the constitutional, statutory, or other official or ceremonial duties of the President [44 U.S.C. § 2201(2)].

This requires the storage of each paper and electronic record resulting from the President and Vice President's official duties unless the Archivist of the United States approves of a specific item's disposal. The scope of this law is quite far-reaching.

In order to address the electronic records encompassed by the law, all forms of electronic storage need to be examined. This includes the hard drives and other storage media of all computers used by the White House and NSC, including the media contained in the servers of the computer networks used by all of the offices. While the media addressed by the law is of an administrative nature, the systems affected include administrative as well as mission critical IT investments.

WHSSS uses this requirement along with the operational experience of equipment lifetimes to synchronize technology refreshment with administration changeovers of each new president as a form of cost avoidance. Since training must be provided for incoming personnel, WHSSS has avoided the cost of training twice by combining the technology refreshment with the time period of largest personnel turnover. A more intangible cost, but one still avoided, is the additional maintenance cost that would be associated with operating equipment for a longer period of time (approaching the end of its useful life) which may lead to failures due to age and wear.

2. Systems and Technology Succession Management

The "technology refreshment schedule" is the driving factor for WHSSS's Selection phase. That is, the selection process is "periodic" based on the technology refreshment schedule instead of the budget year as normally found in organizations. When an IT investment is selected for deployment, its total life cycle costs are budgeted in the WHSSS Program Objectives Memorandum and are reviewed annually during WHSSS's budget estimate submission.

When replacements of IT systems and hardware are scheduled for the next fiscal year, a team with members from each department within the directorate is formed to choose the new system. Potential replacements considered consist of upgrades to the current hardware (e.g., sophisticated workstations) or deployment of a completely new system (e.g., document management software). The team has the authority to evaluate the potential replacements and recommend the specific purchase to the director of the WHSR. The team membership will be slightly different for each purchase. This differs from the investment board concept introduced in Chapter III. The investment board is charged with making decisions concerning the IT portfolio of an agency. WHSSS's teams merely select the replacement from a list of alternatives for a system when the replacement is scheduled for technology refreshment.

Team members include individuals from the following five departments: Financial Management and Acquisition, Operations, Research and Development, Maintenance, and User Support. A project manager is chosen from the Research and Development department to lead the team.

The input from the Research and Development department includes presenting state-of-the-art projects that have been researched for use by the agency and identified as having the potential to strategically change the manner the agency accomplishes the mission being addressed. These are the elements of the IT-Driven Strategic Business Change Process and this is how WHSSS moves technologies from research and development to deployment. Likewise, input from the User Support Department brings elements from the Business Needs Identification Process to the team by addressing customer needs and desires. A technology refreshment schedule for the next ten years is published annually and the out-years are evaluated on an annual basis or when Research and Development produces options that need to be addressed due to mission concerns.

By using the technology refreshment schedule and making efforts to incorporate IT-driven strategic business change, WHSSS makes investment retirement decisions based on a combination of the technology replacement and implementation of investments from the Research and Development department.

The selection of the replacement system could be enhanced by expanding the comparison beyond the measures of cost and schedule to include measures of mission benefit and risk analysis. This would require developing and utilizing an information economics scorecard as described in Chapter II.

3. Business Needs Identification for IT Projects

The goal of identifying the business needs associated with IT projects is to assist the agency in identifying the performance measure to use in ranking the potential investments and track the investment in the Control phase. WHSSS uses input from the User Support department to address the users needs and desires, but no formal connection

is made (as with the balanced scorecard technique described in Chapter III) to formally describe the critical success factors of WHSSS's stakeholder's (financial, customers, internal business, and innovation and learning) perspectives and the performance measures that can measure progress in achieving success.

4. Investment Analysis

The analysis of new IT investments to replace current systems is based strictly on a cost-benefit analysis. There was no evidence from personal interviews with team members involved in a recent selection process that resource limits were considered. Instead, the most current technologies weighed against user needs and current hardware architecture (that would not be replaced) were compared based solely on costs and perceived needs of the users and maintainers. This in no way implies that funding is unlimited, but that the agency personnel seem to be very effective in restricting investments to those projects that are mission essential.

The selection process starts from a needs definition. The needs definition is derived from any hardware architecture requirements to support interoperability with other WHSSS hardware or hardware of external agencies and the perceived needs of the customer. Several alternatives are identified and evaluated based on the costs and schedule requirements. By following this procedure for each system upgrade or replacement, WHSSS avoids the task of actually calculating an enhanced ROI and ranking the alternatives, but still selects the investment that would have the highest enhanced ROI, thereby meeting the intent behind the GAO guidance.

C. CONTROL PHASE PROCESSES

1. IT Project Oversight

Once a project is selected and enters development, the project manager helps develop the project's budget and tracks the costs and schedule throughout the deployment of the investment. WHSSS has no current provision to address the benefits realized or to determine how the risks involved with the investment are changing or managed as addressed in the Portfolio Performance Oversight Process. The positive aspects of tracking risks and benefit realization are especially useful to managers to assess progress early in development and deployment when there is no equipment yet operational.

An example that displays a weakness of addressing customer needs by support staff input instead of customer involvement, as well as the problem of not tracking benefits expected and realized, was displayed during a recent deployment of a software investment two years ago. The NSC staff is supplied a search engine to aid in sifting through the vast number of news wires to assist in their research for news items. The incumbent software needed to be replaced due to year 2000 compliance problems. The replacement software was chosen to correct the Y2K compliance requirement and increased versatility was expected, but the user interface differed greatly from the old software. Following implementation, the new software resulted in a flood of calls to the User Support Department and great user resistance and resentment towards the new investment. Involvement of the users in this software replacement would have prevented this bad experience.

As a result of the above event, software upgrades or replacements are now implemented only after a "help manual" has been developed and users are trained on the

differences between the old and new systems. Additionally, the User Support Department deploys the investments in each NSC directorate separately and identifies a properly trained staff member in that directorate office as the point of contact to answer user questions until no longer needed. This method was used in the recent deployment of the Microsoft Office 2000 suite and users encountered very few problems.

2. IT Asset Tracking

All IT hardware inventory is tracked in a database by WHSSS. However, the goals of the IT Asset Tracking Process cannot be realized, because the database merely tracks the receipt and physical location of the equipment. There is no method currently available in the database to connect an entry for a piece of equipment to a specific investment. Operators in the Maintenance and Operations Departments have developed methods to track the equipment that they regularly deal with, but this is done in an ad hoc manner.

There is a project under review that will replace the current database with a system that will identify individual pieces of hardware with their respective investment project as well as tie in lessons learned during the development (from Research and Development Staff) and operation (from the User Support Staff). This would greatly improve the IT Asset Tracking as well as improve the feedback from the lessons learned in the Evaluate phase.

3. Modification or Cancellation of IT Projects

“Continued investment analysis” (cost and schedule only) is conducted by the program manager during IT investment deployment to track the investment’s performance. No record of corrective actions taken is maintained during the deployment.

There are no formal procedures to report problems during the project's deployment other than the thresholds at which the level of management required to add additional funds to the investment's budget is specified.

The use of the balanced scorecard, as described in Chapter III, would provide additional performance measures that could be tracked and used to determine when corrective action and additional managerial attention is required.

D. EVALUATE PHASE PROCESSES

There is currently no formal process to perform Post-Implementation Reviews or provide feedback from lessons learned so that future improvements can be made to the Selection and Control phases. Instead, individual WHSSS departments, especially the Research and Development staff, have attempted to gain the benefits of a Post-Implementation Review by developing a procedure to incorporate lessons learned into the next Selection and Control review of a given investment. This includes the "corporate knowledge" of individuals involved with the last technology refreshment. However, this knowledge is often difficult to locate since these vital people may not be involved in the next process or they may no longer be employed by WHSSS.

An example of how the need for a PIR process recently became evident was with the last replacement of laser printers. Few personnel from the previous purchase decision were involved in the replacement process. The decision for the replacement printers was based mainly on the relationship with the current vendor and a replacement was selected from the most technologically advanced options based on cost and schedule of delivery. As a result of the options, the new printers had a larger footprint and did not fit in some office locations. Additionally, a technical difference existed in the manner the printer

processed templates in the current software suite. The User Support Department struggled with answering user questions and developing new templates. The User Support and program manager assigned with selecting laser printers now have a long list of lessons learned to help in the next selection process, but these exist in individual files, not in organizational records. The planned replacement for the IT Asset Tracking System should help alleviate this problem.

The purpose of the Evaluate phase is to examine the lessons learned from each specific project and use these to adjust the processes in the Selection and Control phases to continually improve the agency's management of its IT investments. While WHSSS makes an effort to apply lessons learned to the next decision process, there is no process in place to modify the processes to incorporate these lessons learned. To address the lessons learned issue, WHSSS requires two changes to current practices. First, the processes used need to be formalized in some manner so that they are readily available for use and modification. Second, a PIR process needs to be formalized to allow the lessons learned to improve the agency's processes and make the lessons learned more accessible. The use of the PIR would also provide a better method of assessing customer satisfaction with the investments instead of relying on User Support department records of trouble calls.

This chapter has used the IT investment management concepts from earlier chapters to evaluate the one specific federal agency's practices. It appears that this agency, through a combination of informal and formal practices does comply with the spirit of the Clinger-Cohen Act's intent. That is, to assess the effectiveness of IT

management processes. In addition, WHSSS personnel are already making changes and taking action to improve those IT management practices that fall short of the objective.

V. CONCLUSIONS AND RECOMMENDATIONS

A. CONCLUSIONS

1. Evaluating IT Management

By the passage of the Clinger-Cohen Act and the active involvement of the General Accounting Office, an oversight arm of the Congress, in IT issues, the U.S. Congress has signaled the federal agencies that management practices for IT investments must improve. This is understandable given the ever-increasing expenditures on IT projects within the federal government. This thesis has attempted to address the major concerns of both the Congress and the managers responsible for implementing new IT management practices.

To build a basic outline for an agency's IT investment management policy, this research first utilized the GAO's three phases of the IT investment cycle as the major themes for the model. These phases are Select, Control, and Evaluate. In addition, the critical processes outlined by GAO in the maturity stage model (displayed in Figure 3) provided new concepts for addressing questions of efficiency and effectiveness within each of the IT investment cycle phases. The maturity stages was an important addition because it sharpens the focus on an organization that is positioned at a specific level of IT management, ranging from simple project oriented organizations to those in which IT is an integral part of its strategy and mission. .

The complete model was discussed in Chapter III, including the critical processes required by each phase of the investment cycle. Then in Chapter IV the recommended IT investment management model was used as the basis for comparing the IT management processes that were in place in a specific agency (displayed in Figure 9).

This management tool helped identify the differences between the agency's processes in use and those of the ideal agency with fully mature IT investment management processes. The major contribution of the model is that it allows an agency to quickly assess what improvements need to be made to its processes and what new processes should be investigated for proper fit in the agency's business environment and possible implementation.

At the highest maturity level of IT technology awareness, the IT-Driven Strategic Business Change process is the vision of using IT to change the focus or direction of an agency to gain strategic advantage. This is one of the goals of CCA and these gains can be realized on the battlefield or in the business operations of the government.

When developing IT investment management processes for an agency or assessing the processes in use one essential point must be addressed. While there is a common foundation on which to build an agency's IT management policies, each agency needs to evaluate the specific operations they face and choose the implementations that best fits their agency and the environment they operate in. This is both recognized by GAO [Ref. 1:pp.4, 5] and displayed in the example of the White House Situation Support Staff in Chapter IV.

2. WHSSS Approach to IT Management Processes

The organization selected as a site for applying the recommended IT management model was the White House Situation Support Staff. While very small in comparison to other federal agencies, this organization can be characterized as IT intensive. That is, the critical mission of the agency in U.S. national security matters requires use of the best information technology and communication systems.

As pointed out in Chapter IV, WHSSS has chosen a management technique that balances the requirements of periodic technology refreshments with that of purchases associated with large personnel turnovers and legal mandates. Presidential elections force personnel turnovers, which obviously are beyond the control of the WHSSS. Likewise, legal archive requirements place a heavy burden on IT for document management and storage. The technology succession plan they operate under assumes cost avoidance. Also, they manage the upgrade or replacement of systems to attempt to choose the system with the best return on investment without actually calculating a ROI.

Without documenting the procedures they use, or starting from the requirements of CCA, the WHSSS have successfully used their own procedures to meet the intent of the CCA by striving to choose the product with a cost and lifetime that best fits the succession schedule that has been chosen for the environment they work within. Without documentation of the procedures used, the data used in decision-making, or a history of past decisions made, it is difficult to predict the repeatability, completeness, and efficiency of future IT investment cycles or explain past cycles.

The cost avoidance theory of their current IT management technique along with the technology refreshment process that evaluates new abilities of maturing technologies and addresses the customer needs and desires may indeed be more efficient than developing the portfolio approach outlined in Chapter II. However, without a list of strategic goals and the connection of these to the elements of the Balanced Scorecard in Chapter III it is very difficult for WHSSS to develop performance measures to track the mission accomplishment provided by IT investments. Also, it is difficult to defend the current technique by comparing it to GAO and OMB's best practices.

Once a strategic plan is developed and implemented, the current processes can be evaluated further and either be improved or replaced with a more efficient management technique.

B. RECOMMENDATIONS

1. Evaluating IT Management

As noted in Chapter III, the maturity levels identified by GAO may be difficult to apply to an agency that has IT projects using processes in some or all of the maturity levels, but missing critical processes at the lower maturity stages. This would be expected for most agencies that have been managing IT projects in the past, and would result in a low maturity assessment despite the higher level processes in use. Using the model developed in Chapter III to address all the critical processes and measure the effectiveness of each process can be a much more useful technique to assess the IT management of an agency and allow them to address the weaknesses present in all phases of the investment cycle at one time.

As mentioned in Chapter III, the efforts in the Department of the Navy to develop a information scorecard for screening and ranking potential investments is helpful for agencies in the Navy, but the guidance should be expanded to explain how the scorecard can be altered to meet a specific agency's mission needs and business environment. This identifies two very important points; guidance must be given concerning how to screen and rank investments, but this guidance must be generic enough to apply to all agencies in the department and the guidance must include a description of how an agency can alter the scorecard to best fit the specific agency.

2. WHSSS IT Management

The vision of the Clinger-Cohen Act is to take the benefits of the Government Results and Performance Act and extend them to the IT investments of the government. Without a strategic plan and the focus of the organization's direction on the goals set in the plan, it is difficult to measure the efficiency by which WHSSS manages its IT investments. Once a strategic plan is developed, WHSSS can use the balanced scorecard outlined in Chapter III to connect its mission to the critical success factors. When this connection is made, performance measures can be chosen to track the mission accomplishment of its IT investments purchased to address these missions. Additionally, the use of performance measures will provide WHSSS with a method to measure and display the improvement in mission accomplishment with each generation of technology refreshment.

While many effective, and in some cases efficient, processes exist in WHSSS IT management, the most obvious flaw is that neither documentation of the techniques used in each process nor the data from previous decisions (including the decision made and the data used to make that decision) is readily available. Without a documentation of how these processes are conducted and history of the decisions made, the repeatability and completeness of the processes are difficult to predict since they depend on the presence of personnel knowledgeable of previous decisions. Likewise, the efficiency of future decisions cannot be predicted and the efficiency of past decisions are difficult to evaluate without a record of the data and techniques used to make the decision

The most obvious improvement that can be made to WHSSS IT investment managements is displayed in the empty block in the Evaluation phase portion of Figure 9.

Without a formal Post Implementation Review process and a method for the review to provide feedback to improve future Selection and Control processes, WHSSS fails to address the second requirement of CCA. The processes in use must be continually improved to ensure inefficiencies of the past are discovered and prevented from occurring in the future.

C. AREAS FOR FURTHER RESEARCH

Two areas of research could improve the effectiveness of evaluating IT management processes. First, the maturity level model outlined by GAO may be improved by developing a model whose maturity levels address all phases of the investment cycle (Select, Control, Evaluate) and each maturity stage. For instance, Stage Two would consist of the processes necessary for simple application of Select, Control and Evaluate processes. All three phases would then gain more mature processes as the agency matured through each stage. This would be more useful than the current model since agencies generally have processes in place that exist in multiple maturity stages of the GAO model. This newer model would allow an agency to improve its Selection phase processes in Stage Two, while also improving its Control phase processes that may be at Stage Four.

Second, there should be more research into the methods used by both corporations and government agencies to link IT investments to missions and techniques such as the balanced scorecard technique described in Chapter III. This would assist in the selection of performance measures for tracking IT investment performance, and help improve the Selection phase ranking and the methods used to track investments in the Control phase.

Additionally, WHSSS is a very unique agency in terms of the environment it operates in. This somewhat limited the application of the model developed in Chapter III. Additional research that applies this model to other agencies, especially larger organizations with numerous divisions with different IT needs, is required to better test its ability to assess an agency's IT management regardless of size and IT project complexity.

Concerning IT investment management at WHSSS, once the strategic plan has been developed and implemented, a study of the improvements, if any, that were made to the agency's IT management plan should be conducted. This can be based on the research of this thesis or based on the focus provided by the strategic plan. Such a study will aid WHSSS in both setting the baseline of their investment processes and implementing investment process benchmarking.

THIS PAGE INTENTIONALLY LEFT BLANK

LIST OF REFERENCES

1. United States General Accounting Office, *Information Technology Management: A Framework for Assessing and Improving Process Maturity (GAO/AIMD-10.1.23)*, pp.3-23, 74, 139, United States General Accounting Office, Washington, DC, 2000.
2. United States General Accounting Office, *Assessing Risks and Returns: A Guide for Evaluating Federal Agencies' IT Investment Decision-making (GAO/AIMD-10.1.13)*, pp.7-14, United States General Accounting Office, Washington, DC, 1997.
3. United States General Accounting Office, Executive Guide – *Improving Mission Performance Through Strategic Information Management and Technology (GAO/AIMD-94-115)*, pp. 10-42, United States General Accounting Office, Washington, DC, 1994.
4. James V. McGee and Laurence Prusak, *Managing Information Strategically*, John Wiley & Sons, Inc., 1993.
5. General Services Administration, *Performance Based Management, Eight Steps to Develop and Use Information Technology Performance Measure Effectively*, pp.53-55, Government Printing Office, Washington, D.C., 1998.
6. U.S. Department of the Navy, *Department of the Navy Information Technology Portfolio Model*, pp. J-A-6 to J-A-17, Investment Practices IPT, 1999.
7. Robert S. Kaplan and David P. Norton, "Putting the Balanced Scorecard to Work," *Harvard Business Review*, September-October 1993, p.139.

THIS PAGE INTENTIONALLY LEFT BLANK

INITIAL DISTRIBUTION LIST

1. Defense Technical Information Center2
8725 John J. Kingman Road, Suite 0944
Ft. Belvoir, VA 22060-6218
2. Dudley Knox Library2
Naval Postgraduate School
411 Dyer Road
Monterey, CA 93943-5101
3. LCDR John Carty2
National Security Council
OEOB, Room 203, 17th & Penn Ave, NW
Washington, D.C. 20504
4. LT Robert Banasiewicz.....2
365C Tullibee Drive
Groton, CT 06340