



Calhoun: The NPS Institutional Archive
DSpace Repository

Reports and Technical Reports

Faculty and Researchers' Publications

2010-04-30

The Defense Budget and Defense Industry Finance

Berteau, David; Levy, Roy; Zlatnik, Matthew

Monterey, California. Naval Postgraduate School

<http://hdl.handle.net/10945/33485>

This publication is a work of the U.S. Government as defined in Title 17, United States Code, Section 101. Copyright protection is not available for this work in the United States.

Downloaded from NPS Archive: Calhoun



Calhoun is the Naval Postgraduate School's public access digital repository for research materials and institutional publications created by the NPS community. Calhoun is named for Professor of Mathematics Guy K. Calhoun, NPS's first appointed -- and published -- scholarly author.

Dudley Knox Library / Naval Postgraduate School
411 Dyer Road / 1 University Circle
Monterey, California USA 93943

<http://www.nps.edu/library>



EXCERPT FROM THE PROCEEDINGS

OF THE SEVENTH ANNUAL ACQUISITION RESEARCH SYMPOSIUM THURSDAY SESSIONS VOLUME II

**Acquisition Research
Creating Synergy for Informed Change
May 12 - 13, 2010**

Published: 30 April 2010

Approved for public release, distribution unlimited.

Prepared for: Naval Postgraduate School, Monterey, California 93943



The research presented at the symposium was supported by the Acquisition Chair of the Graduate School of Business & Public Policy at the Naval Postgraduate School.

To request Defense Acquisition Research or to become a research sponsor, please contact:

NPS Acquisition Research Program
Attn: James B. Greene, RADM, USN, (Ret.)
Acquisition Chair
Graduate School of Business and Public Policy
Naval Postgraduate School
555 Dyer Road, Room 332
Monterey, CA 93943-5103
Tel: (831) 656-2092
Fax: (831) 656-2253
E-mail: jbgreene@nps.edu

Copies of the Acquisition Sponsored Research Reports may be printed from our website www.acquisitionresearch.net



The Defense Budget and Defense Industry Finance

David Berteau—David J. Berteau is a Senior Adviser and Director of the CSIS Defense-Industrial Initiatives Group, covering defense management, programs, contracting, and acquisition. His group also assesses national security economics and the industrial base supporting defense. Mr. Berteau is an adjunct professor at Georgetown University, a member of the Defense Acquisition University Board of Visitors, a director of the Procurement Round Table, and a fellow of the National Academy of Public Administration. He also serves on the Secretary of the Army's Commission on Army Acquisition and Program Management in Expeditionary Operations.

Roy Levy—Roy Levy is a Consultant with the Defense-Industrial Initiative Group at the Center for Strategic and International Studies (CSIS), where he specializes in financial aspects of the US defense industrial base. Before joining CSIS, Mr. Levy was a Policy Analyst with a New York City-based economic research firm and was a Fellow at the Colin Powell Center for Policy Studies between 2007 and 2009. He is the author and co-author of several published articles on international security issues. Mr. Levy holds a BA in Political Economy from the City University of New York.

Matthew Zlatnik—Matthew Zlatnik is a fellow with the CSIS Defense-Industrial Initiatives Group, where he focuses on how technological, industrial, and budgetary issues affect defense policy. Mr. Zlatnik previously spent 10 years in investment banking, primarily working with corporate clients in the telecommunications industry. He holds an MA in international relations from the Johns Hopkins School of Advanced International Studies (SAIS), an MBA in finance from the Wharton School of the University of Pennsylvania, and a BA in economics from Carleton College.

Abstract

The defense sector's fundamentals in terms of operating margin and cash flow return on investment (CFROI) are stronger today than at any point in the past two decades due to better cash flow management, operating efficiencies, and record US defense spending. However, the economic and business environment for the defense sector moving forward is likely to be more difficult because of the Federal budget deficit and the government's non-defense spending requirements. Likely changes in spending priorities have the potential to change the industry significantly. Assessing the vulnerability of the defense sector to potential market changes—both as a whole and within the various segments it comprises—is of the outmost importance.

Introduction

To evaluate the vulnerability of the industry to potential changes in market conditions, it is important to understand the financial drivers of defense companies and to have insight into why companies enter or exit the industry and why investors choose to fund the sector. In this annotated brief, we examine the defense sector's profitability, both in a historical context and in comparison to commercial peers. We choose to evaluate the profitability of the industry because of its importance to a sector's attractiveness to outside investors. Low profitability relative to other sectors will hinder an industry's ability to finance its operations. In the context of the industrial and technological base supporting defense, to the extent profitability shrinks, the industry may shrink as well, as companies and capital gravitate toward more lucrative sectors.

Our analyses show that while the overall fundamentals of the defense sector in terms of operating margin and CFROI are stronger today than at any point in the past two decades, company performance may vary due to size (measured by revenue) and



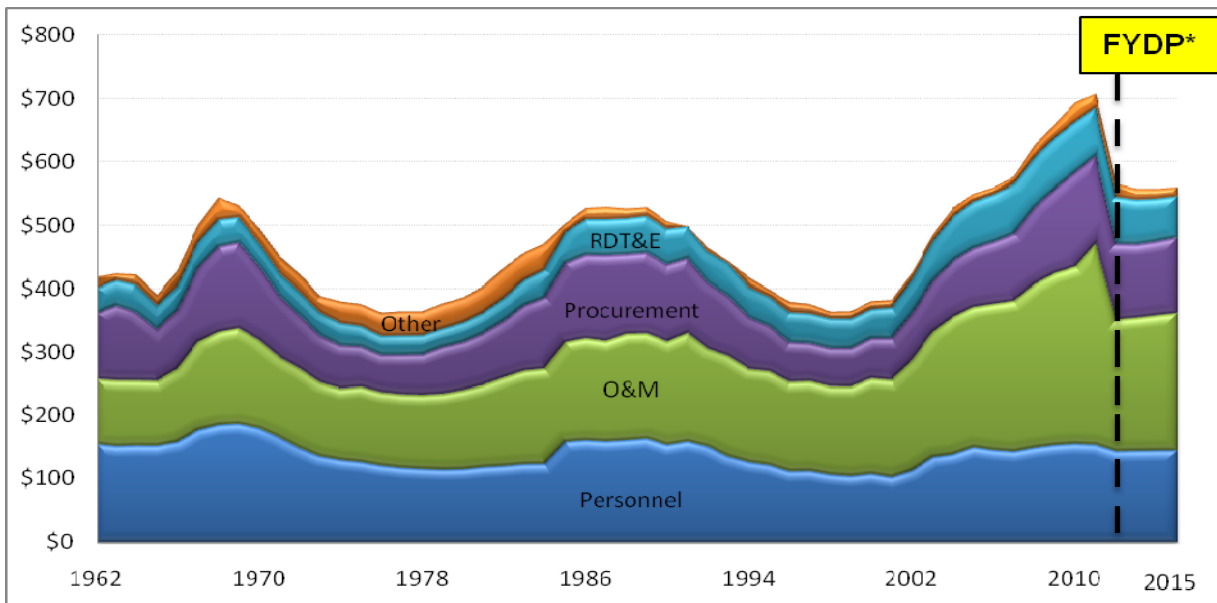
specialization (from products to service, electronics to heavy metal). The main question to consider going forward is how can companies preserve margins and, by extension, maintain their attractiveness to capital markets in an era of flat or declining budgets?

The CSIS Defense Index

To examine and analyze the defense sector, CSIS will utilize existing tools and develop additional methods. To reflect changes and capture the diversity of companies within the sector, we created the CSIS Defense Index. Our index is composed of 23 public companies with revenue ranging from \$114 million to \$42 billion, representing not only hardware and equipment firms but also the professional services sector. We also include several foreign companies with a significant presence in the US defense market. Our financial analysis takes a bottom-up approach, aggregating data for each of the companies in the CSIS Defense Index to obtain weighted totals or averages. Financial data are obtained from commercial services.

The Defense Budget

Defense spending is at an historic high, surpassing in real terms both the Vietnam War era and the Reagan buildup of the 1980s (Figure 1). Top-line budget today is 85% higher than the top-line budget in 2001 (constant FY2010 US\$).



Department of Defense Outlays, 1962-2011 (constant FY2010 US\$ billion)**
 (Source: DoD Comptroller; analysis by CSIS Defense-Industrial Initiatives Group)

*Excludes projected OCO

**FY1962-FY2009=Historical Outlays; FY2010=Budget Authority including OCO as of February 2011; FY2011=Budget Request Including OCO



From an industry perspective, while DoD contract action value more than doubled during the period, the relative composition of products and services procured remained largely intact (Figure 2). The one exception is the Professional, Administrative, and Management Support (PAMS), which grew from 26% of total professional services in 2000, to 34% in 2009.

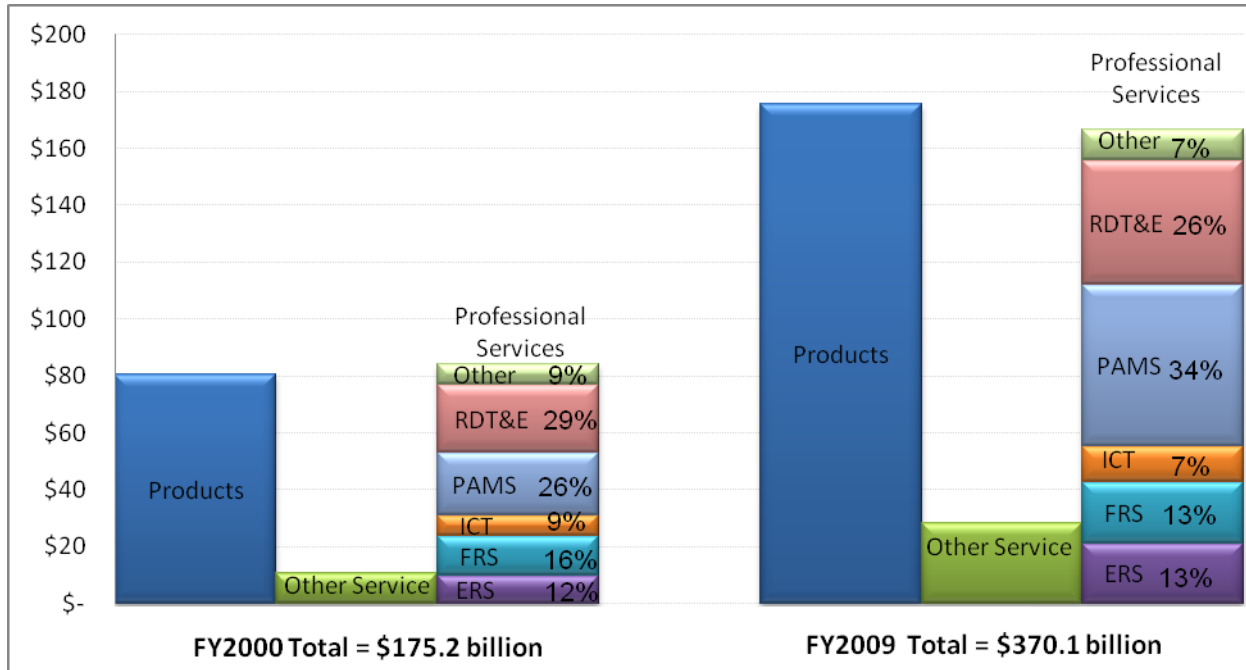


Figure 1. Composition of Total DOD Contracts, 2000 and 2009 (constant FY2009 US\$, billion)

(Source: Federal Procurement Data System, analysis by CSIS Defense Industrial-Initiatives Group)

| | |
|--|----------------------------------|
| PAMS: Professional, Administrative, & Support | FRS: Facilities Related Services |
| ICT: Information, Communications, & Technology | ERS: Equipment Related Services |

Defense Industry Financial Performance

What does this all mean for the defense industry? From 2001 until the over-all stock market peak in 2007, the defense index outperformed the S&P 500. This outperformance was especially pronounced from March 2003 until late 2007, the period that saw the most intense fighting in Iraq. From 2007 to 2008, the indices traded closely together. Investors' anticipation of the end of US involvement in Iraq and slower-growing investment budgets could be one explanation.



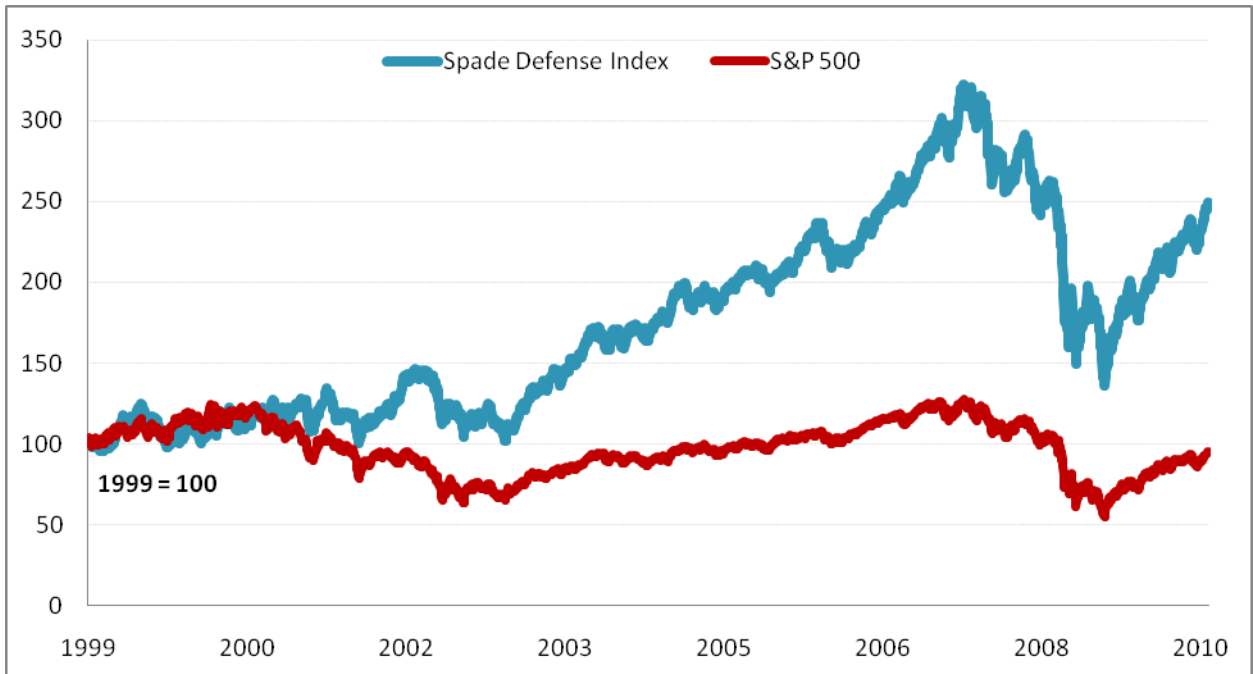


Figure 2. Defense Index Performance, 1999-2010 (1999=100)

(Source: Bloomberg, analysis by CSIS Defense-Industrial Initiatives Group)

The plunge in the Spade Defense Index in 2008 probably reflects broader investor flight from equity more than a fundamental change in the financial health of the defense sector. Since 2009, the defense index has outperformed the S&P 500, possibly reflecting greater investors' insight into the Obama administration's defense priorities, as outlined in the recently-released *Quadrennial Defense Review (QDR)*. It also is a testament to the relative health of the defense industry.

In the medium and long terms, profitability is critical to a sector's attractiveness to outside investors. Low profitability relative to other sectors will hinder an industry's ability to finance its operations. In the context of the industrial and technological base supporting defense, to the extent profitability shrinks, the industry may shrink as well, as companies and capital gravitate toward more lucrative sectors.



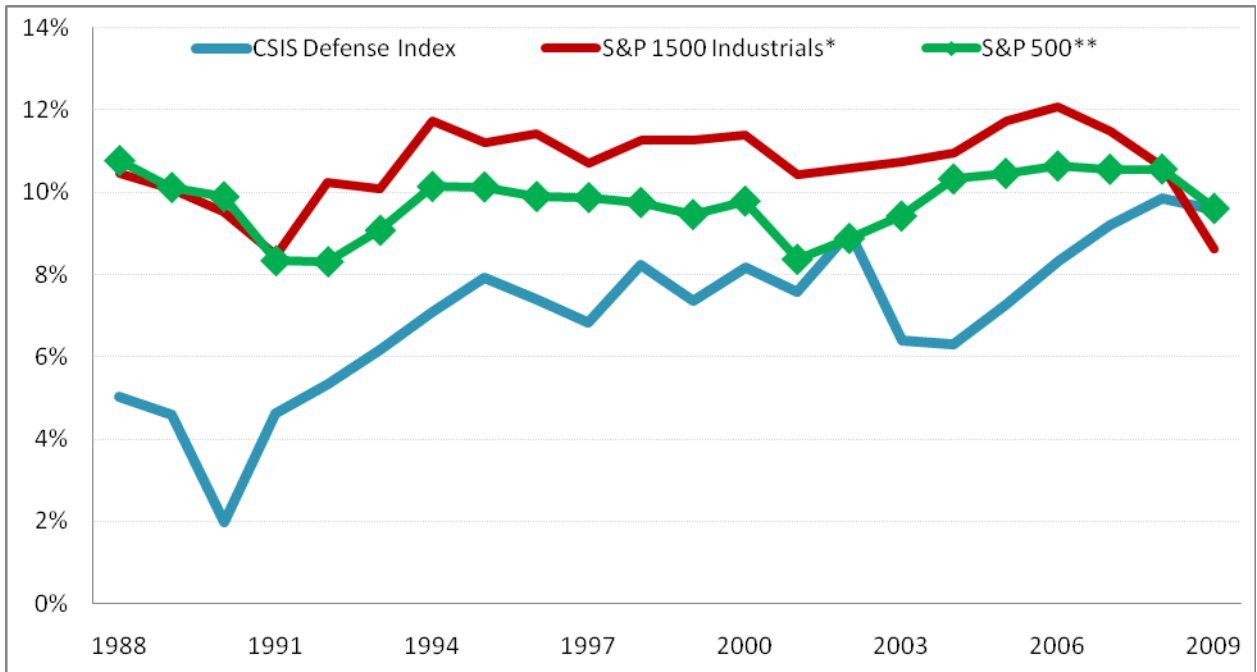


Figure 3. CSIS Defense Index Operating Margin, 1988-2009 (revenue weighted)
 (Source: Bloomberg, analysis by CSIS Defense-Industrial Initiatives Group)

Earnings Before Interest and Taxes (EBIT) is a widely used measure of operating profitability. EBIT margin for the defense industry was consistently lower than its commercial peers during the period evaluated. 2009 marked the first year in more than twenty years in which operating margins for the defense sector were higher than that of the S&P 500 index, though this is due to a drop in the S&P 500's operating margin. Still, at nearly 10% for 2008 and 2009, the defense sector's total EBIT margin is at a high since 1988.

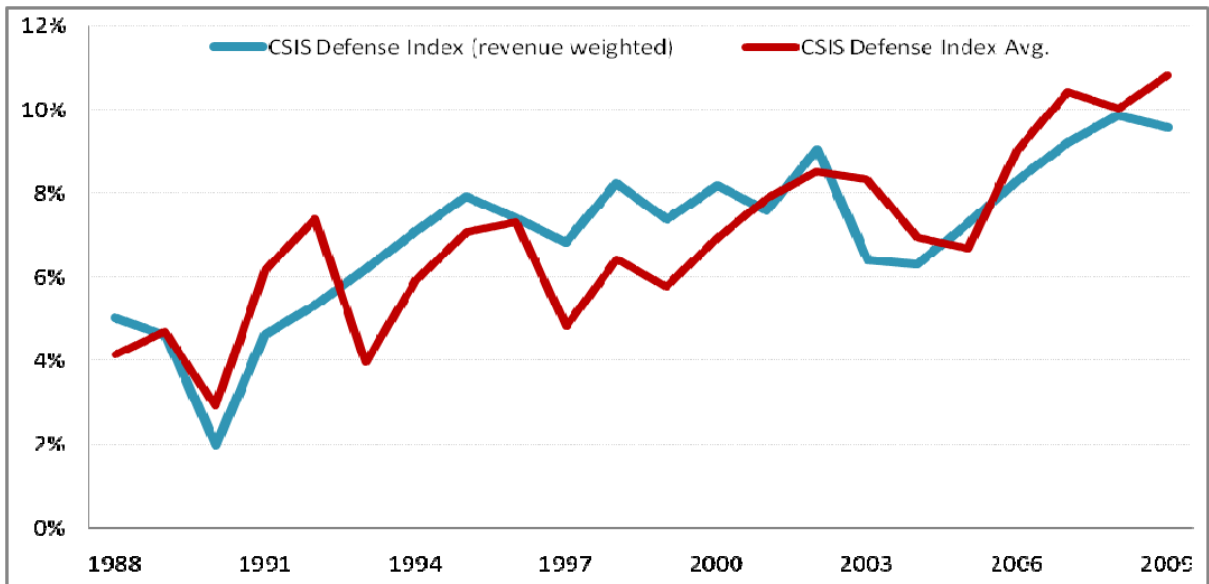


Figure 4. CSIS Defense Index Operating Margin, 1988-2009 Revenue weighted versus Index Average

(Source: Bloomberg, analysis by CSIS Defense-Industrial Initiatives Group)



However, as was mentioned in the introduction, the defense sector is not monolithic, and operating margin performance varies by company size (by revenue) and specialization. Figure 5 above shows that from 1993 to 2000, small and mid-tier companies in the CSIS Defense Index had lower operating margins than larger defense contractors.

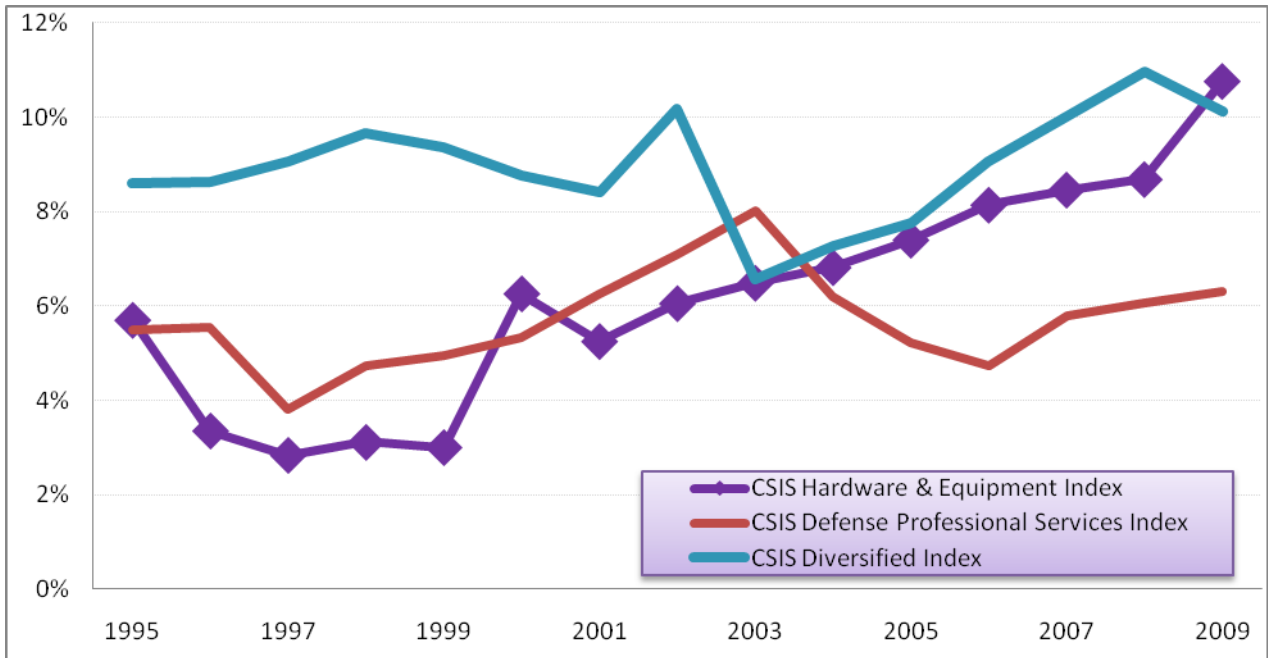


Figure 5. CSIS Defense Indices Operating Margin, 1995-2009 (revenue weighted)
 (Source: Bloomberg, analysis by CSIS Defense-Industrial Initiatives Group)

When companies in the CSIS Defense Index are grouped by operating segments (professional services, hardware and equipment, and diversified), there seems to be an advantage for large or diversified companies. The drop in operating margin for professional services companies in 2003 is likely the result of increased competition in the segment.



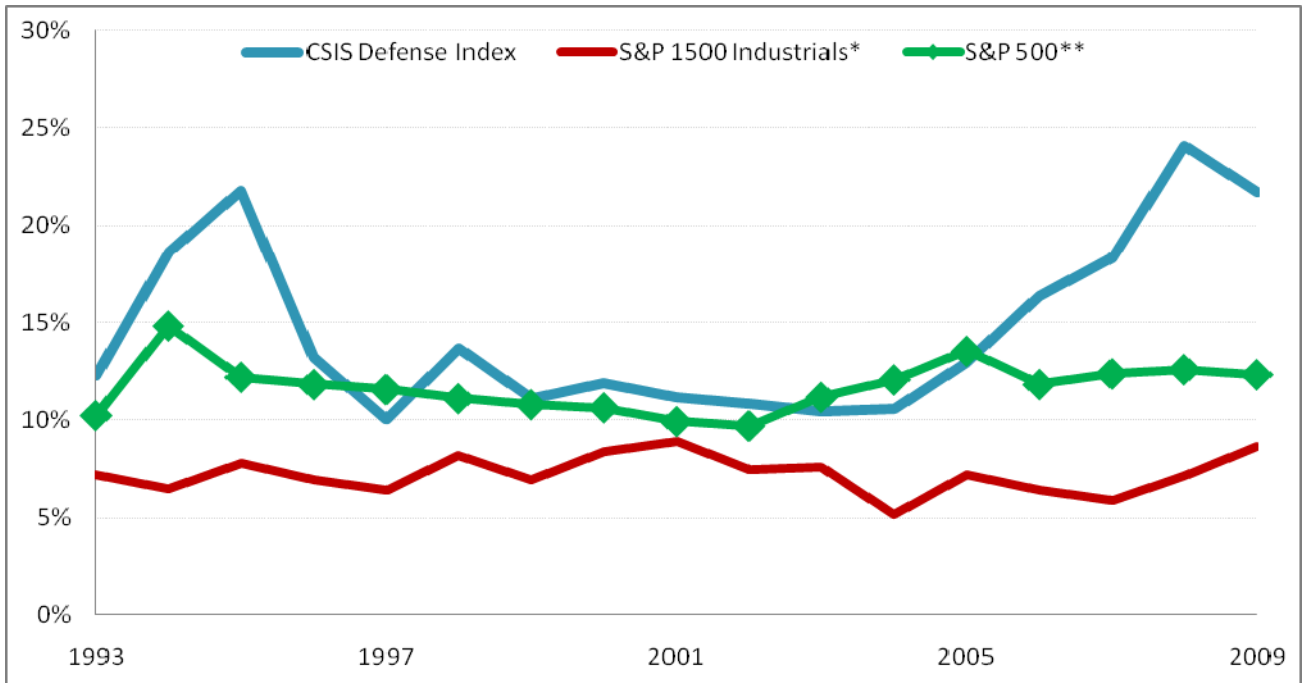


Figure 6. CSIS Defense Index Cash Flow Return on Investment (CFROI), 1993-2009 (revenue weighted)

(Source: Bloomberg, analysis by CSIS Defense-Industrial Initiatives Group)

A second, widely used profitability metric is Cash Flow Return on Investment (CFROI), which is a measurement of the cash flow available after expenses have been paid and sufficient investment has been made to continue current operations. CFROI is an important profitability measure to understand. Return on investment often drives decisions to enter or exit an industry, meaning it can ultimately shape the breadth and depth of the defense industry and the capabilities it offers. CFROI for the CSIS Defense Index has been higher than that for the indices of both the S&P 500 and S&P 1500 Industrial. The steep increase in CFROI, starting in 2004, can be partially explained by strong operating-income growth combined with stock buybacks that reduced total investment.



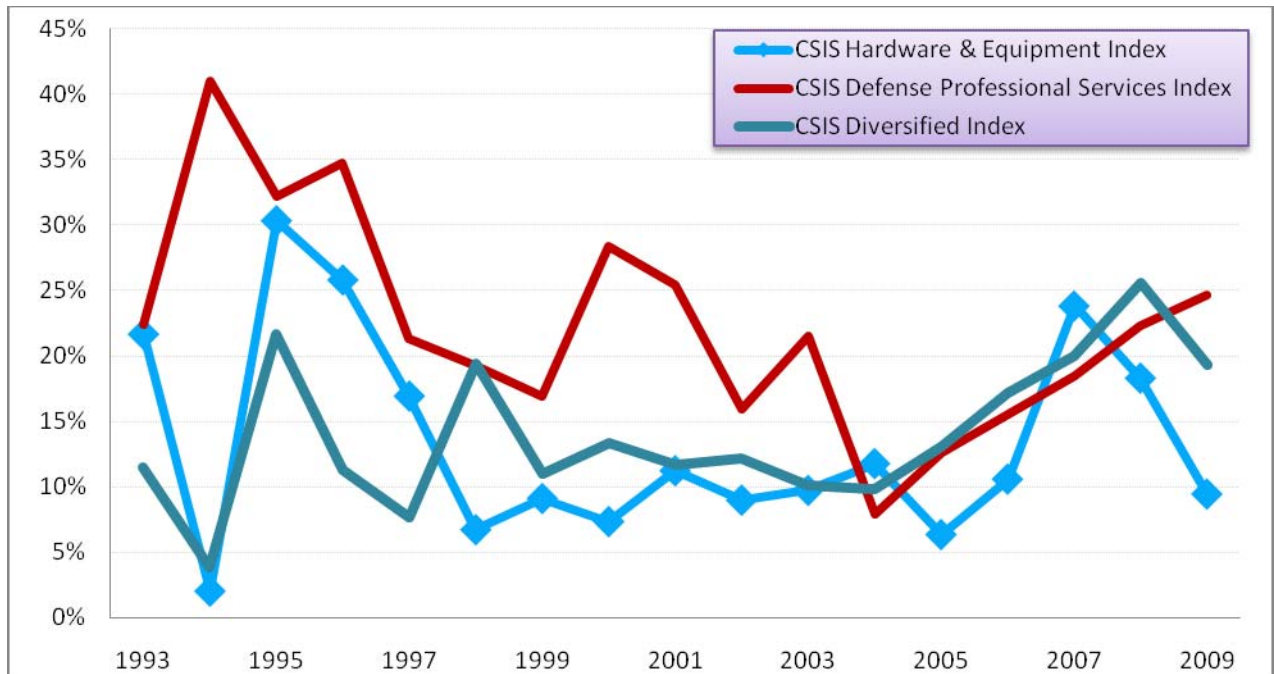


Figure 7. CSIS Defense Indices CFROI, 1993-2009 (revenue weighted)

(Source: Bloomberg, analysis by CSIS Defense-Industrial Initiatives Group)

Among the different segments, professional services companies have averaged higher CFROI than hardware & equipment and diversified companies, mainly due to generally lower net working capital. Beginning in 2003, CFROI for all three segments has tracked relatively closely together.

Summary

The overall defense sector's financial fundamentals are as stronger today than as they have been at any point in the past two decades. While operating margin has been lower for the defense sector than that of its commercial peers for the period, by 2009 operating margin for defense and commercial companies equalized. Within the defense sector, there appears to be an advantage for large or diversified companies. The defense industry had higher cash flows compared to its commercial peers for the period. Among defense companies, while professional services enjoyed relatively higher CFROI than hardware and equipment, or diversified companies, by 2005 CFROI for the different segments tracked closely together.

At this point, there are some key questions for industry and DoD policy-makers to consider. How can companies preserve margins (and by extension their attractiveness to capital markets) when their main customer is fiscally constrained? How can companies position themselves for an era of flat or declining investment? Where can companies find growth? What should the government rules and policies be with regard to industrial financial health?



2003 - 2010 Sponsored Research Topics

Acquisition Management

- Acquiring Combat Capability via Public-Private Partnerships (PPPs)
- BCA: Contractor vs. Organic Growth
- Defense Industry Consolidation
- EU-US Defense Industrial Relationships
- Knowledge Value Added (KVA) + Real Options (RO) Applied to Shipyard Planning Processes
- Managing the Services Supply Chain
- MOSA Contracting Implications
- Portfolio Optimization via KVA + RO
- Private Military Sector
- Software Requirements for OA
- Spiral Development
- Strategy for Defense Acquisition Research
- The Software, Hardware Asset Reuse Enterprise (SHARE) repository

Contract Management

- Commodity Sourcing Strategies
- Contracting Government Procurement Functions
- Contractors in 21st-century Combat Zone
- Joint Contingency Contracting
- Model for Optimizing Contingency Contracting, Planning and Execution
- Navy Contract Writing Guide
- Past Performance in Source Selection
- Strategic Contingency Contracting
- Transforming DoD Contract Closeout
- USAF Energy Savings Performance Contracts
- USAF IT Commodity Council
- USMC Contingency Contracting

Financial Management

- Acquisitions via Leasing: MPS case
- Budget Scoring
- Budgeting for Capabilities-based Planning



- Capital Budgeting for the DoD
- Energy Saving Contracts/DoD Mobile Assets
- Financing DoD Budget via PPPs
- Lessons from Private Sector Capital Budgeting for DoD Acquisition Budgeting Reform
- PPPs and Government Financing
- ROI of Information Warfare Systems
- Special Termination Liability in MDAPs
- Strategic Sourcing
- Transaction Cost Economics (TCE) to Improve Cost Estimates

Human Resources

- Indefinite Reenlistment
- Individual Augmentation
- Learning Management Systems
- Moral Conduct Waivers and First-tem Attrition
- Retention
- The Navy's Selective Reenlistment Bonus (SRB) Management System
- Tuition Assistance

Logistics Management

- Analysis of LAV Depot Maintenance
- Army LOG MOD
- ASDS Product Support Analysis
- Cold-chain Logistics
- Contractors Supporting Military Operations
- Diffusion/Variability on Vendor Performance Evaluation
- Evolutionary Acquisition
- Lean Six Sigma to Reduce Costs and Improve Readiness
- Naval Aviation Maintenance and Process Improvement (2)
- Optimizing CIWS Lifecycle Support (LCS)
- Outsourcing the Pearl Harbor MK-48 Intermediate Maintenance Activity
- Pallet Management System
- PBL (4)
- Privatization-NOSL/NAWCI
- RFID (6)



- Risk Analysis for Performance-based Logistics
- R-TOC AEGIS Microwave Power Tubes
- Sense-and-Respond Logistics Network
- Strategic Sourcing

Program Management

- Building Collaborative Capacity
- Business Process Reengineering (BPR) for LCS Mission Module Acquisition
- Collaborative IT Tools Leveraging Competence
- Contractor vs. Organic Support
- Knowledge, Responsibilities and Decision Rights in MDAPs
- KVA Applied to AEGIS and SSDS
- Managing the Service Supply Chain
- Measuring Uncertainty in Earned Value
- Organizational Modeling and Simulation
- Public-Private Partnership
- Terminating Your Own Program
- Utilizing Collaborative and Three-dimensional Imaging Technology

A complete listing and electronic copies of published research are available on our website:
www.acquisitionresearch.org



THIS PAGE INTENTIONALLY LEFT BLANK





ACQUISITION RESEARCH PROGRAM
GRADUATE SCHOOL OF BUSINESS & PUBLIC POLICY
NAVAL POSTGRADUATE SCHOOL
555 DYER ROAD, INGERSOLL HALL
MONTEREY, CALIFORNIA 93943

www.acquisitionresearch.org