



Calhoun: The NPS Institutional Archive
DSpace Repository

NPS Scholarship

Reports

1995-11

Software for the staggered and unstaggered
Turkel-Zwas schemes for the shallow water
equations on the sphere

Giraldo, Francis X.; Neta, Beny

Monterey, California. Naval Postgraduate School

<https://hdl.handle.net/10945/24434>

This publication is a work of the U.S. Government as defined in Title 17, United States Code, Section 101. Copyright protection is not available for this work in the United States.

Downloaded from NPS Archive: Calhoun



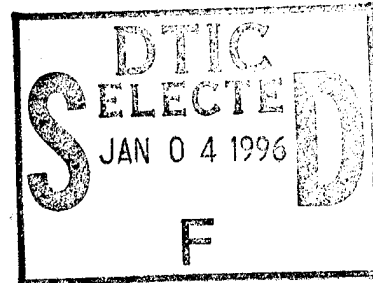
Calhoun is the Naval Postgraduate School's public access digital repository for research materials and institutional publications created by the NPS community. Calhoun is named for Professor of Mathematics Guy K. Calhoun, NPS's first appointed -- and published -- scholarly author.

Dudley Knox Library / Naval Postgraduate School
411 Dyer Road / 1 University Circle
Monterey, California USA 93943

<http://www.nps.edu/library>

NPS-MA-95-008

NAVAL POSTGRADUATE SCHOOL Monterey, California



**SOFTWARE FOR THE STAGGERED AND
UNSTAGGERED TURKEL-ZWAS SCHEMES FOR THE
SHALLOW WATER EQUATIONS ON THE SPHERE**

by

Francis X. Giraldo
Beny Neta

November 1995

Approved for public release; distribution is unlimited.

Prepared for: Naval Postgraduate School
Monterey, CA 93943

DTIC QUALITY INSPECTED 1

19960103 121

NAVAL POSTGRADUATE SCHOOL
MONTEREY, CA 93943

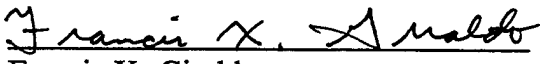
Rear Admiral M. J. Evans
Superintendent


Richard Elster
Provost

This report was prepared in conjunction with research conducted for the Naval Postgraduate School and funded by the Naval Postgraduate School.

Reproduction of all or part of this report is authorized.

This report was prepared by:


Francis X. Giraldo
NRC Research Associate


Beny Neta
Professor of Mathematics

Reviewed by:


RICHARD FRANKE
Chairman

Released by:


PAUL J. MARTO
Dean of Research

REPORT DOCUMENTATION PAGE

Form Approved
OMB No. 0704-0188

Public reporting burden for this collection of information is estimated to average 1 hour per response, including the time for reviewing instructions, searching existing data sources, gathering and maintaining the data needed, and completing and reviewing the collection of information. Send comments regarding this burden estimate or any other aspect of this collection of information, including suggestions for reducing this burden, to Washington Headquarters Services, Directorate for Information Operations and Reports, 1215 Jefferson Davis Highway, Suite 1204, Arlington, VA 22202-4302, and to the Office of Management and Budget, Paperwork Reduction Project (0704-0188), Washington, DC 20503.

| | | | | |
|---|---|--|--|--|
| 1. AGENCY USE ONLY (Leave blank) | | 2. REPORT DATE November 29, 1995 | 3. REPORT TYPE AND DATES COVERED Technical Report 1 Oct 1995 - 31 Dec 1995 | |
| 4. TITLE AND SUBTITLE Software for the Staggered and Unstaggered Turkel-Zwas Schemes for the Shallow Water Equations on the Sphere | | | 5. FUNDING NUMBERS | |
| 6. AUTHOR(S) Francis X. Giraldo and Beny Neta | | | | |
| 7. PERFORMING ORGANIZATION NAME(S) AND ADDRESS(ES) Naval Postgraduate School Monterey, CA 93943-5000 | | | 8. PERFORMING ORGANIZATION REPORT NUMBER NPS-MA-95-008 | |
| 9. SPONSORING / MONITORING AGENCY NAME(S) AND ADDRESS(ES) Naval Postgraduate School Monterey, CA 93943 | | | 10. SPONSORING / MONITORING AGENCY REPORT NUMBER | |
| 11. SUPPLEMENTARY NOTES The views expressed in this report are those of the authors and do not reflect the official policy or position of the Department of Defense or the United States Government. | | | | |
| 12a. DISTRIBUTION / AVAILABILITY STATEMENT Approved for public release; distribution is unlimited. | | | 12b. DISTRIBUTION CODE | |
| 13. ABSTRACT (Maximum 200 words) A linear analysis of the shallow water equations in spherical coordinates for the Turkel-Zwas ¹ explicit large time-step scheme was presented by Neta, Giraldo and Navon ² as well as the unstaggered ¹ Turkel-Zwas scheme for the solution of the shallow water equations on the sphere. | | | | |
| 14. SUBJECT TERMS shallow water equations; finite differences; Turkel-Zwas scheme; spherical coordinates; staggering. | | | 15. NUMBER OF PAGES 40 | |
| | | | 16. PRICE CODE | |
| 17. SECURITY CLASSIFICATION OF REPORT UNCLASSIFIED | 18. SECURITY CLASSIFICATION OF THIS PAGE UNCLASSIFIED | 19. SECURITY CLASSIFICATION OF ABSTRACT UNCLASSIFIED | 20. LIMITATION OF ABSTRACT | |

1. INTRODUCTION

In this paper we present the software developed for the solution of the shallow water equations in spherical coordinates. The unstaggered (original) Turkel-Zwas scheme¹ and the staggered² one are both given.

The shallow water equations in spherical coordinates are given by

$$\frac{\partial u}{\partial t} + \frac{1}{a \cos \theta} \left[u \frac{\partial u}{\partial \lambda} + v \cos \theta \frac{\partial u}{\partial \theta} \right] - \left(f + \frac{u}{a} \tan \theta \right) v + \frac{g}{a \cos \theta} \frac{\partial h}{\partial \lambda} = 0 \quad (1)$$

$$\frac{\partial v}{\partial t} + \frac{1}{a \cos \theta} \left[u \frac{\partial v}{\partial \lambda} + v \cos \theta \frac{\partial v}{\partial \theta} \right] + \left(f + \frac{u}{a} \tan \theta \right) u + \frac{g}{a} \frac{\partial h}{\partial \theta} = 0 \quad (2)$$

$$\frac{\partial h}{\partial t} + \frac{1}{a \cos \theta} \left[\frac{\partial}{\partial \lambda} (hu) + \frac{\partial}{\partial \theta} (hv \cos \theta) \right] = 0. \quad (3)$$

Here, f is the Coriolis parameter given by

$$f = 2\Omega \sin \theta \quad (4)$$

where Ω is the angular speed of the rotation of the earth, h is the height of the homogeneous atmosphere, u and v are the zonal and meridional wind components respectively, θ and λ are the latitudinal and longitudinal directions respectively, a is the radius of the earth, and g is the gravitational constant.

In section 2 we present the unstaggered scheme (modified as suggested by Neta³). In section 3 we present the staggered method as developed by Neta, Giraldo and Navon². In section 4 we present the input file required including a logical parameter to choose between the staggered and unstaggered versions. In section 5 we present the code developed.

| | | |
|---------------------|----------------------|-------------------------------------|
| Accession For | | / |
| NTIS | CRA&I | <input checked="" type="checkbox"/> |
| DTIC | TAB | <input type="checkbox"/> |
| Unannounced | | <input type="checkbox"/> |
| Justification | | |
| By | | |
| Distribution / | | |
| Availability Codes | | |
| Dist | Avail and/or Special | |
| A-1 | | |

2. UNSTAGGERED TURKEL-ZWAS SCHEME

The Turkel-Zwas scheme for the nonlinear shallow water equations in spherical coordinates takes the following form:

$$\begin{aligned}
 u_{k,j}^{\ell+1} = u_{k,j}^{\ell-1} & -\sigma \left[\frac{u_{k,j}^{\ell}}{\cos \theta_j} (u_{k+1,j}^{\ell} - u_{k-1,j}^{\ell}) + v_{k,j}^{\ell} (u_{k,j+1}^{\ell} - u_{k,j-1}^{\ell}) \right. \\
 & \left. + \frac{g}{p \cos \theta_j} (h_{k+p,j}^{\ell} - h_{k-p,j}^{\ell}) \right] \\
 & + 2\Delta t \left[(1 - \alpha) \left(f_j + \frac{u_{k,j}^{\ell}}{a} \tan \theta_j \right) v_{k,j}^{\ell} \right. \\
 & \left. + \frac{\alpha}{2} \left(f_j + \frac{u_{k+p,j}^{\ell}}{a} \tan \theta_j \right) v_{k+p,j}^{\ell} \right. \\
 & \left. + \frac{\alpha}{2} \left(f_j + \frac{u_{k-p,j}^{\ell}}{a} \tan \theta_j \right) v_{k-p,j}^{\ell} \right]
 \end{aligned} \tag{5}$$

$$\begin{aligned}
 v_{k,j}^{\ell+1} = v_{k,j}^{\ell-1} & -\sigma \left[\frac{u_{k,j}^{\ell}}{\cos \theta_j} (v_{k+1,j}^{\ell} - v_{k-1,j}^{\ell}) + v_{k,j}^{\ell} (v_{k,j+1}^{\ell} - v_{k,j-1}^{\ell}) \right. \\
 & \left. + \frac{g}{q} (h_{k,j+q}^{\ell} - h_{k,j-q}^{\ell}) \right] \\
 & - 2\Delta t \left[(1 - \alpha) \left(f_j + \frac{u_{k,j}^{\ell}}{a} \tan \theta_j \right) u_{k,j}^{\ell} \right. \\
 & \left. + \frac{\alpha}{2} \left(f_{j+q} + \frac{u_{k,j+q}^{\ell}}{a} \tan \theta_{j+q} \right) u_{k,j+q}^{\ell} \right. \\
 & \left. + \frac{\alpha}{2} \left(f_{j-q} + \frac{u_{k,j-q}^{\ell}}{a} \tan \theta_{j-q} \right) u_{k,j-q}^{\ell} \right]
 \end{aligned} \tag{6}$$

$$\begin{aligned}
 h_{k,j}^{\ell+1} = h_{k,j}^{\ell-1} & -\sigma \left\{ \frac{u_{k,j}^{\ell}}{\cos \theta_j} (h_{k+1,j}^{\ell} - h_{k-1,j}^{\ell}) + v_{k,j}^{\ell} (h_{k,j+1}^{\ell} - h_{k,j-1}^{\ell}) \right. \\
 & \left. + \frac{h_{k,j}^{\ell}}{\cos \theta_j} \left[(1 - \alpha) (u_{k+p,j}^{\ell} - u_{k-p,j}^{\ell}) \right. \right. \\
 & \left. \left. + \frac{\alpha}{2} (u_{k+p,j+q}^{\ell} - u_{k-p,j+q}^{\ell} + u_{k+p,j-q}^{\ell} - u_{k-p,j-q}^{\ell}) \right] \frac{1}{p} \right. \\
 & \left. + \frac{h_{k,j}^{\ell}}{\cos \theta_j} \left[(1 - \alpha) (v_{k,j+q}^{\ell} \cos \theta_{j+q} - v_{k,j-q}^{\ell} \cos \theta_{j-q}) \right. \right. \\
 & \left. \left. + \frac{\alpha}{2} (v_{k+p,j+q}^{\ell} \cos \theta_{j+q} - v_{k+p,j-q}^{\ell} \cos \theta_{j-q} \right. \right. \\
 & \left. \left. + v_{k-p,j+q}^{\ell} \cos \theta_{j+q} - v_{k-p,j-q}^{\ell} \cos \theta_{j-q}) \right] \frac{1}{q} \right\}
 \end{aligned} \tag{7}$$

where

$$\sigma = \frac{\Delta t}{a\Delta\lambda} = \frac{\Delta t}{a\Delta\theta}. \quad (8)$$

For $\alpha = \frac{1}{3}$ the geostrophic balance and the incompressibility condition are satisfied to a higher order in the Cartesian coordinate case (See Turkel and Zwas,¹ Navon and de Villiers⁵).

Note that there is a typo in equation (11a) of Turkel-Zwas¹ which is our equation (5). We have also modified (to get a symmetric approximation as suggested by Neta⁴ for a rectangular domain) the right hand side of (11c) in Turkel-Zwas¹ which is (7) here.

3. STAGGERED TURKEL-ZWAS SCHEME

The staggered version of the Turkel-Zwas scheme as proposed by Neta, Giraldo and Navon² takes the following form:

$$\begin{aligned}
 u_{k,j}^{\ell+1} = u_{k,j}^{\ell-1} & -\sigma \left[\frac{u_{k,j}^{\ell}}{\cos \theta_j} (u_{k+1,j}^{\ell} - u_{k-1,j}^{\ell}) + v_{k,j}^{\ell} (u_{k,j+1}^{\ell} - u_{k,j-1}^{\ell}) \right. \\
 & \left. + \frac{2g}{p \cos \theta_j} (h_{k+\frac{p}{2},j}^{\ell} - h_{k-\frac{p}{2},j}^{\ell}) \right] \\
 & + 2\Delta t \left[(1 - \alpha) \left(f_j + \frac{u_{k,j}^{\ell}}{a} \tan \theta_j \right) v_{k,j}^{\ell} \right. \\
 & \left. + \frac{\alpha}{2} \left(f_j + \frac{u_{k+\frac{p}{2},j}^{\ell}}{a} \tan \theta_j \right) v_{k+\frac{p}{2},j}^{\ell} \right. \\
 & \left. + \frac{\alpha}{2} \left(f_j + \frac{u_{k-\frac{p}{2},j}^{\ell}}{a} \tan \theta_j \right) v_{k-\frac{p}{2},j}^{\ell} \right]
 \end{aligned} \tag{9}$$

$$\begin{aligned}
 v_{k,j}^{\ell+1} = v_{k,j}^{\ell-1} & -\sigma \left[\frac{u_{k,j}^{\ell}}{\cos \theta_j} (v_{k+1,j}^{\ell} - v_{k-1,j}^{\ell}) + v_{k,j}^{\ell} (v_{k,j+1}^{\ell} - v_{k,j-1}^{\ell}) \right. \\
 & \left. + \frac{2g}{q} (h_{k,j+\frac{q}{2}}^{\ell} - h_{k,j-\frac{q}{2}}^{\ell}) \right] \\
 & - 2\Delta t \left[(1 - \alpha) \left(f_j + \frac{u_{k,j}^{\ell}}{a} \tan \theta_j \right) u_{k,j}^{\ell} \right. \\
 & \left. + \frac{\alpha}{2} \left(f_{j+\frac{q}{2}} + \frac{u_{k,j+\frac{q}{2}}^{\ell}}{a} \tan \theta_{j+\frac{q}{2}} \right) u_{k,j+\frac{q}{2}}^{\ell} \right. \\
 & \left. + \frac{\alpha}{2} \left(f_{j-\frac{q}{2}} + \frac{u_{k,j-\frac{q}{2}}^{\ell}}{a} \tan \theta_{j-\frac{q}{2}} \right) u_{k,j-\frac{q}{2}}^{\ell} \right]
 \end{aligned} \tag{10}$$

$$\begin{aligned}
 h_{k,j}^{\ell+1} = h_{k,j}^{\ell-1} & -\sigma \left\{ \frac{u_{k,j}^{\ell}}{\cos \theta_j} (h_{k+1,j}^{\ell} - h_{k-1,j}^{\ell}) + v_{k,j}^{\ell} (h_{k,j+1}^{\ell} - h_{k,j-1}^{\ell}) \right. \\
 & \left. + \frac{2h_{k,j}^{\ell}}{\cos \theta_j} \left[(1 - \alpha) (u_{k+\frac{p}{2},j}^{\ell} - u_{k-\frac{p}{2},j}^{\ell}) \right. \right. \\
 & \left. \left. + \frac{\alpha}{2} (u_{k+\frac{p}{2},j+\frac{q}{2}}^{\ell} - u_{k-\frac{p}{2},j+\frac{q}{2}}^{\ell} + u_{k+\frac{p}{2},j-\frac{q}{2}}^{\ell} - u_{k-\frac{p}{2},j-\frac{q}{2}}^{\ell}) \right] \frac{1}{p} \right. \\
 & \left. + \frac{2h_{k,j}^{\ell}}{\cos \theta_j} \left[(1 - \alpha) (v_{k,j+\frac{q}{2}}^{\ell} \cos \theta_{j+\frac{q}{2}} - v_{k,j-\frac{q}{2}}^{\ell} \cos \theta_{j-\frac{q}{2}}) \right. \right. \\
 & \left. \left. + \frac{\alpha}{2} (v_{k+\frac{p}{2},j+\frac{q}{2}}^{\ell} \cos \theta_{j+\frac{q}{2}} - v_{k+\frac{p}{2},j-\frac{q}{2}}^{\ell} \cos \theta_{j-\frac{q}{2}} \right. \right. \\
 & \left. \left. + v_{k-\frac{p}{2},j+\frac{q}{2}}^{\ell} \cos \theta_{j+\frac{q}{2}} - v_{k-\frac{p}{2},j-\frac{q}{2}}^{\ell} \cos \theta_{j-\frac{q}{2}}) \right] \frac{1}{q} \right\}
 \end{aligned} \tag{11}$$

where σ is given by (8).

4. INPUT

The input file contains four lines. The first input line contains 2 integers:

nx = number of longitudinal points

ny = number of latitudinal points.

The second one contains 3 integers:

dt = time step in seconds

$time_{final}$ = final time in hours

$iplot$ = number of iterations per plot

The third input line contains 2 integers and a real number:

p = stencil in longitudinal direction

q = stencil in latitudinal direction

alf =Pade-type differencing weighting factor

The last input line contains 2 logical variables:

$pstag$ = staggering in p if `.true.`

$qstag$ = staggering in q if `.true.`

For example:

```
64 32
```

```
100    24 100000
```

```
1 1 0.0
```

```
.false. .false.
```

5. CODE

```
*-----*
*These lines of code contain the parameter statements for the global
*definitions of many important parameters.
```

```
*-----*
      implicit real*8(a-h,o-z)
      parameter ( imax=128, jmax=64 )
      parameter ( mx=imax*jmax, mxpoi=mx, mxele=mx, mxbou=mx/5, nd=4 )
      parameter ( tol=1.0e-6, g=10.0, rk=0.1 )
```

```
*-----*
*-----*
```

```
*This program solves the Shallow Water Equations
*on a sphere with Periodic B.C.'s in the latitudinal direction (theta)
*and longitudinal direction (lambda) using a
*Staggered Turkel-Zwas Scheme as suggested by B. Neta.
*Derivatives are obtained via 2nd order differencing with some matching
*conditions developed by F.X. Giraldo to satisfy continuous derivatives
*across the poles.
```

```
*Written by F.X. Giraldo on 10/95
```

```
*      NRC Fellow
*      Department of Mathematics
*      Naval Postgraduate School
*      Monterey, CA 93940
```

```
*-----*
*-----*
```

```
      program nturkel
      include 'param.h'

      !global matrices

      real taray(2)
```

```

dimension f(mxpoi)
dimension coord(mxpoi,2)
integer node(imax,jmax), p, q
logical pstag, qstag

      ***primitive variables arrays***
      !u velocity arrays
dimension um(mxpoi),      u0(mxpoi),      up(mxpoi), ui(mxpoi)
      !v velocity arrays
dimension vm(mxpoi),      v0(mxpoi),      vp(mxpoi), vi(mxpoi)
      !phi arrays
dimension phim(mxpoi),   phi0(mxpoi),   phip(mxpoi), phii(mxpoi)
      !Read the Input Variables and create the Grid
call init(phi0,u0,v0,phii,ui,vi,node,coord,f,
$      npoin,xmin,xmax,ymin,ymax,comega,nx,ny,dx,dy,dt,
$      ntime,rade,iplot,omega,alpha,velmax,cfl,p,q,alf,
$      pstag,qstag)

      !Calculate Total Available Potential Energy
call energy(ae,ae0,phi0,u0,v0,npoin,time)
write(*,'("      Energy = ",e12.4)')ae
ae0=ae

time=0.0
pi=4.0*atan(1.0)
open(1,file='phi.out')
open(2,file='u.out')
open(3,file='v.out')
if (mod(ntime,iplot).eq.0) then
    isets=ntime/iplot + 1
else
    isets=ntime/iplot + 2
endif
write(1,*)isets

```

```

write(2,*)isets
write(3,*)isets
call output(phi0,u0,v0,npoin,time,nx,ny,phi_mean)
      ****TIME MARCH
time1=dtime(taray)
      !Do itime=1 Eulerian steps
do itime=1,ntime
  time=time + dt
  ttime=time/(3600.0)
  write(*,'(" timestep time (hours) = ",i5,2x,e12.4)')itime,ttime
  if (itime.eq.1) then
    call matsuno(phim,phi0,phip,um,u0,up,vm,v0,vp,
$              coord,f,npoin,dt,dx,dy,node,nx,ny,rade,comega,
$              alpha,p,q,alf)
  else
    call tzstag(phim,phi0,phip,um,u0,up,vm,v0,vp,coord,
$              f,npoin,dt,dx,dy,node,nx,ny,rade,comega,
$              alpha,p,q,alf,pstag,qstag)
  endif
  call sfilter(phip,up,vp,node,nx,ny,dx,dy)
  call time_filter(phim,phi0,phip,um,u0,up,vm,v0,vp,npoin,
$                itime)
  call update(phim,phi0,phip,um,u0,up,vm,v0,vp,npoin)
  if (mod(itime,iplot).eq.0)
$    call output(phi0,u0,v0,npoin,time,nx,ny,phi_mean)
    call energy(ae,ae0,phi0,u0,v0,npoin,time)
    write(*,'("      Energy = ",e12.4)')ae
end do

time2=etime(taray)
tclock=(taray(1)+taray(2))
write(*,'(" Total CPU time in seconds = ",e12.4)')tclock

```

```

                                !Check time for printing output
if (mod(ntime,iplot).ne.0)
$   call output(phi0,u0,v0,npoin,time,nx,ny,phi_mean)
close(1)

                                !Compute the L2 Error Norm
call norm(phi0,u0,v0,phii,ui,vi,node,coord,dx,dy,nx,ny,
$       phi_norm,u_norm)
print*, ' L2 NORM = ',phi_norm,u_norm
print*, ' dt dx dy velmax = ',dt,dx,dy,velmax
print*, ' ** CFL = ',cfl
stop
end

```

```

*-----*
*This subroutine calculates the Available Energy of the 2D Shallow Water
*Equations in spherical coordinates
*Written by F.X. Giraldo on 10/95
*-----*

```

```

subroutine energy(ae,ae0,phi,u,v,npoin,time)
include 'param.h'

                                !global arrays
dimension phi(mxpoi), u(mxpoi), v(mxpoi)

ae=0.0

                                !loop thru the elements
do ip=1,npoin
    vel2=u(ip)**2 + v(ip)**2
    ae=ae + (phi(ip))*vel2 + phi(ip)**2
end do
ae=ae/(2.0*g)
if (time.gt.0.0) then
    if (ae.gt.1.1*ae0.or.ae.lt.0.9*ae0) then

```

```

        write(*,'("      *Fatal Error* 10% Init Energy Exceeded!")')
        write(*,'("      Current_Energy Initial_Energy= "
$           ,2(1x,e12.4))')ae,ae0
    endif
endif
return
end

```

*This subroutine reads in the input file.

*The info read is: the number of grid points in x and y (nx,ny),

* time step, final time, and time steps per plotting,

* p, q, alpha

* pstag, qstag.

*where .true. means that it is staggered and .false. means it is unstaggered.

*Written by F.X. Giraldo on 10/95

```

subroutine init(phi0,u0,v0,phii,ui,vi,node,coord,f,
$           npoin,xmin,xmax,ymin,ymax,comega,nx,ny,dx,dy,dt,
$           ntime,rade,iplot,omega,alpha,velmax,cfl,p,q,alf,
$           pstag,qstag)

```

```
include 'param.h'
```

```
dimension coord(mxpoi,2)
```

```
dimension phi0(mxpoi), u0(mxpoi), v0(mxpoi)
```

```
dimension phii(mxpoi), ui(mxpoi), vi(mxpoi), f(mxpoi)
```

```
integer node(imax,jmax), p, q
```

```
logical pstag,qstag
```

```
!Read Input File
```

```
read(*,*)nx,ny
```

```
read(*,*)dt,time_final,iplot
```

```
read(*,*)p,q,alf
```

```
read(*,*)pstag,qstag
```

```
!check bounds
```

```

if (nx.gt.imax.or.ny.gt.jmax) then
  write(*,'(" Error! - Need to Enlarge IMAX and JMAX")')
  write(*,'(" nx ny imax jmax = ",4(i3,1x))')nx,ny,imax,jmax
  stop
endif

                                !Set some constants

pi=4.0*atan(1.0)
rade=6.37e+06
time_final=time_final*3600.0
ntime=nint(time_final/dt)
xmin=0.0
xmax=2.0*pi
ymin=-pi/2.0
ymax=pi/2.0
xl=xmax-xmin
yl=ymax-ymin
dx=xl/(nx)
dy=yl/(ny)
phi_mean=5.768e4
omega=20.0
comega=7.292e-05
velmax=-1e5
alpha_fcor=0.0
alpha=0.0

                                !set the Initial Conditions

ip=0
do j=1,ny
  olat=ymin + real(j-0.5)*dy
  do i=1,nx
    olon=xmin + real(i-0.5)*dx
    ip=ip+1
    node(i,j)=ip
  enddo
enddo

```



```

        coord(ip,1)=olon
        coord(ip,2)=olat
        f(ip)=2.0*comega*( -cos(olon)*cos(olat)*sin(alpha_fcor) +
$                               sin(olat)*cos(alpha_fcor) )
        u0(ip)=omega*sin(olon)*(sin(olat)**3 -
$                               3*sin(olat)*cos(olat)**2)
        v0(ip)=omega*sin(olat)**2*cos(olon)
        phi0(ip)=phi_mean +
$           2*comega*rade*omega*sin(olat)**3*cos(olat)*sin(olon)
        phii(ip)=phi0(ip)
        ui(ip)=u0(ip)
        vi(ip)=v0(ip)
        vel1=abs(u0(ip)) + abs(v0(ip)) + sqrt(2*phi0(ip))
        velmax=max(velmax,vel1)
    end do
end do
dl=sqrt(dx**2 + dy**2)
cfl=dt*velmax/(dl*rade)
print*, ' dt dx dy velmax = ',dt,dx,dy,velmax
print*, ' ** CFL = ',cfl
npoin=nx*ny

return
end

```

```

*-----*
*This subroutine solves the 2D Shallow Water Equations in Spherical
*Coordinates using a Staggered Turkel-Zwas Scheme.
*Written by F.X. Giraldo on 10/95
*-----*

```

```

subroutine matsuno(phim,phi0,phip,um,u0,up,vm,v0,vp,
$               coord,f,npoin,dt,dx,dy,node,nx,ny,rade,comega,
$               alpha,p,q,alf)

```

```

include 'param.h'
dimension phim(mxpoi), phi0(mxpoi), phip(mxpoi)
dimension um(mxpoi), u0(mxpoi), up(mxpoi)
dimension vm(mxpoi), v0(mxpoi), vp(mxpoi)
dimension coord(mxpoi,2), f(mxpoi)
integer node(imax,jmax), p, q, ph, qh
      !Loop through the points and integrate using Forward Time
      !and Centered Space...
      !Predictor Stage (forward Euler)
ph=p
qh=q
nxh=nx/2
do i=1,nx      !Loop through Longitudinal Nodes
  i1=i-1
  i2=i+1
  i3=i-p
  i4=i+p
  i3h=i-ph
  i4h=i+ph
      !Longitudinal Periodicity
  if (i1.lt.1) i1=i1 + nx
  if (i2.gt.nx) i2=i2 - nx
      !Longitudinal Periodicity -P's and +P's
  if (i3.lt.1) i3=i3 + nx
  if (i4.gt.nx) i4=i4 - nx
      !Longitudinal Periodicity -P/2's and +P/2's
  if (i3h.lt.1) i3h=i3h + nx
  if (i4h.gt.nx) i4h=i4h - nx
      !Loop through Latitudinal Nodes
do j=1,ny
  j1=j-1
  j2=j+1

```

```

j3=j-q
j4=j+q
j3h=j-qh
j4h=j+qh
j1sign=1
j2sign=1
j3sign=1
j4sign=1
j3hsign=1
j4hsign=1

                                !South Pole Periodicity
ij1=i
if (j1.lt.1) then
    j1=1
    j1sign=-1
    ij1=ij1 + nxh
    if (ij1.gt.nx) ij1=ij1 - nx
endif

                                !North Pole Periodicity
ij2=i
if (j2.gt.ny) then
    j2=ny
    j2sign=-1
    ij2=ij2 + nxh
    if (ij2.gt.nx) ij2=ij2 - nx
endif

                                !South Pole Periodicity -Q's
ij3=i
ippj3=i4
impj3=i3
if (j3.lt.1) then
    j3=1 - j + q

```

```

    j3sign=-1
    ij3=ij3 + nxh
    ippj3=ippj3 + nxh
    impj3=impj3 + nxh
    if (ij3.gt.nx) ij3=ij3 - nx
    if (ippj3.gt.nx) ippj3=ippj3 - nx
    if (impj3.gt.nx) impj3=impj3 - nx
endif

                                !North Pole Periodicity +Q's

    ij4=i
    ippj4=i4
    impj4=i3
    if (j4.gt.ny) then
        j4=2*ny + 1 - j - q
        j4sign=-1
        ij4=ij4 + nxh
        ippj4=ippj4 + nxh
        impj4=impj4 + nxh
        if (ij4.gt.nx) ij4=ij4 - nx
        if (ippj4.gt.nx) ippj4=ippj4 - nx
        if (impj4.gt.nx) impj4=impj4 - nx
    endif

                                !South Pole Periodicity -Q/2's

    ij3h=i
    ippj3h=i4h
    impj3h=i3h
    if (j3h.lt.1) then
        j3h=1 - j + qh
        j3hsign=-1
        ij3h=ij3h + nxh
        ippj3h=ippj3h + nxh
        impj3h=impj3h + nxh

```

```

        if (ij3h.gt.nx) ij3h=ij3h - nx
        if (ippj3h.gt.nx) ippj3h=ippj3h - nx
        if (impj3h.gt.nx) impj3h=impj3h - nx
endif

                                !North Pole Periodicity +Q/2's

ij4h=i
ippj4h=i4h
impj4h=i3h
if (j4h.gt.ny) then
    j4h=2*ny + 1 - j - qh
    j4hsign=-1
    ij4h=ij4h + nxh
    ippj4h=ippj4h + nxh
    impj4h=impj4h + nxh
    if (ij4h.gt.nx) ij4h=ij4h - nx
    if (ippj4h.gt.nx) ippj4h=ippj4h - nx
    if (impj4h.gt.nx) impj4h=impj4h - nx
endif

                                !Set up the Node Pointers
                                !Centered Diff Grid Points

ip=node(i,j)
ip1=node(i1,j)
ip2=node(i2,j)
jp1=node(ij1,j1)
jp2=node(ij2,j2)

                                !Turlkel-Zwas Grid Points

ip3=node(i3,j)
ip4=node(i4,j)
jp3=node(ij3,j3)
jp4=node(ij4,j4)
ip3jp3=node(impj3,j3)
ip4jp3=node(ippj3,j3)

```

```
ip3jp4=node(impj4,j4)
```

```
ip4jp4=node(ippj4,j4)
```

```
!Staggered Grid Points
```

```
ip3h=node(i3h,j)
```

```
ip4h=node(i4h,j)
```

```
jp3h=node(ij3h,j3h)
```

```
jp4h=node(ij4h,j4h)
```

```
ip3hjp3h=node(impj3h,j3h)
```

```
ip4hjp3h=node(ippj3h,j3h)
```

```
ip3hjp4h=node(impj4h,j4h)
```

```
ip4hjp4h=node(ippj4h,j4h)
```

```
!Longitudes and Latitudes
```

```
olon=coord(ip,1)
```

```
olat=coord(ip,2)
```

```
olonpp=olon + p*dx
```

```
olonmp=olon - p*dx
```

```
olonpq=olon
```

```
if (j4sign.eq.-1) olonpq=olonpq + pi
```

```
olatpq=olat + q*dy
```

```
olonmq=olon
```

```
if (j3sign.eq.-1) olonmq=olonmq + pi
```

```
olatmq=olat - q*dy
```

```
!Staggered Longitudes and Latitudes
```

```
olonpqh=olon
```

```
if (j4hsign.eq.-1) olonpqh=olonpqh + pi
```

```
olatpqh=olat + qh*dy
```

```
olonmqh=olon
```

```
if (j3hsign.eq.-1) olonmqh=olonmqh + pi
```

```
olatmqh=olat - qh*dy
```

```
!Coriolis Force
```

```
fip=2*omega*( -cos(olon)*cos(olat)*sin(alpha) +
```

```
$
```

```
sin(olat)*cos(alpha) )
```

```

fip4=2*comega*( -cos(olonpp)*cos(olat)*sin(alpha) +
$           sin(olat)*cos(alpha) )
fip3=2*comega*( -cos(olonmp)*cos(olat)*sin(alpha) +
$           sin(olat)*cos(alpha) )
fjp4=2*comega*( -cos(olonpq)*cos(olatpq)*sin(alpha) +
$           sin(olatpq)*cos(alpha) )
fjp3=2*comega*( -cos(olonmq)*cos(olatmq)*sin(alpha) +
$           sin(olatmq)*cos(alpha) )

fip=f(ip)
fip4=f(ip4)
fip3=f(ip3)
fjp4=f(jp4)
fjp3=f(jp3)

!integrate PHI
phip(ip)=phi0(ip)
$ - dt*u0(ip)/(rade*cos(olat))*(phi0(ip2)-phi0(ip1))/(2*dx)
$ - dt*v0(ip)/(rade)*(phi0(jp2)-phi0(jp1))/(2*dy)
$ - dt*phi0(ip)/(rade*cos(olat))*(
$ (1.0-alf)*( u0(ip4h)-u0(ip3h))/(2*ph*dx) +
$ (j4hsign*v0(jp4h)*cos(olatpqh) -
$ j3hsign*v0(jp3h)*cos(olatmqh))/(2*qh*dy) ) +
$alf/2*( (j4hsign*u0(ip4hjp4h)-j4hsign*u0(ip3hjp4h))/(2*ph*dx) +
$ (j3hsign*u0(ip4hjp3h)-j3hsign*u0(ip3hjp3h))/(2*ph*dx) +
$ (j4hsign*v0(ip4hjp4h)*cos(olatpqh) -
$ j3hsign*v0(ip4hjp3h)*cos(olatmqh))/(2*qh*dy) +
$ (j4hsign*v0(ip3hjp4h)*cos(olatpqh) -
$ j3hsign*v0(ip3hjp3h)*cos(olatmqh))/(2*qh*dy) ) )

```

c

```

phip(ip)=phi0(ip)

!integrate U
up(ip)=u0(ip)
$ - dt*u0(ip)/(rade*cos(olat))*(u0(ip2)-u0(ip1))/(2*dx)

```

```

$      - dt*v0(ip)/rade*(j2sign*u0(jp2)-j1sign*u0(jp1))/(2*dy)
$      - dt/(rade*cos(olat))*(phi0(ip4h)-phi0(ip3h))/(2*ph*dx)
$      + dt*(
$          (1.0-alf)*(fip + u0(ip)/rade*tan(olat))*v0(ip) +
$          alf/2*(fip4 + u0(ip4)/rade*tan(olat))*v0(ip4) +
$          alf/2*(fip3 + u0(ip3)/rade*tan(olat))*v0(ip3) )

c          up(ip)=u0(ip)

                                !integrate V
vp(ip)=v0(ip)
$      - dt*u0(ip)/(rade*cos(olat))*(v0(ip2)-v0(ip1))/(2*dx)
$      - dt*v0(ip)/rade*(j2sign*v0(jp2)-j1sign*v0(jp1))/(2*dy)
$      - dt/rade*( phi0(jp4h)-phi0(jp3h) )/(2*qh*dy)
$      - dt*(
$          (1.0-alf)*(fip + u0(ip)/rade*tan(olat))*u0(ip) +
$          alf/2*(fjp4 +
$              j4sign*u0(jp4)/rade*tan(olatpq))*j4sign*u0(jp4) +
$          alf/2*(fjp3 +
$              j3sign*u0(jp3)/rade*tan(olatmq))*j3sign*u0(jp3) )

c          vp(ip)=v0(ip)
          end do
          end do
          return
          end

*-----*
*This subroutine computes the L2 Norm
*for the Geopotential and Velocity using
*a Trapezoid Rule Integration.
*Written by F.X. Giraldo on 10/95
*-----*

subroutine norm(phi0,u0,v0,phii,ui,vi,node,coord,dx,dy,nx,ny,

```



```

$           phi_norm,u_norm)
include 'param.h'
dimension phi0(mxpoi), u0(mxpoi), v0(mxpoi)
dimension phii(mxpoi), ui(mxpoi), vi(mxpoi)
dimension coord(mxpoi,2), phih(128,64), uh(128,64), vh(128,64)
integer node(imax,jmax)

pi=4.0*atan(1.0)
open(10,file='phih.out')
open(20,file='uh.out')
open(30,file='vh.out')
do j=1,64
  do i=1,128
    read(10,*)phih(i,j)
    read(20,*)uh(i,j)
    read(30,*)vh(i,j)
  end do
end do
close(10)
close(20)
close(30)
do j=1,ny
  do i=1,nx
    ip=node(i,j)
    ui(ip)=uh(2*i-1,2*j-1)
    vi(ip)=vh(2*i-1,2*j-1)
    phii(ip)=phih(2*i-1,2*j-1)
  end do
end do

phi_top=0.0
phi_bot=0.0

```

```

u_top=0.0
u_bot=0.0
do j=1,ny-1
  do i=1,nx-1
    i1=node(i,j)
    i2=node(i+1,j)
    i3=node(i+1,j+1)
    i4=node(i,j+1)
    olat1=coord(i1,2)
    olat2=coord(i2,2)
    olat3=coord(i3,2)
    olat4=coord(i4,2)
    phi1=(phi0(i1) - phii(i1))*cos(olat1)
    u1=(u0(i1) - ui(i1))*cos(olat1)
    v1=(v0(i1) - vi(i1))*cos(olat1)
    phi2=(phi0(i2) - phii(i2))*cos(olat2)
    u2=(u0(i2) - ui(i2))*cos(olat2)
    v2=(v0(i2) - vi(i2))*cos(olat2)
    phi3=(phi0(i3) - phii(i3))*cos(olat3)
    u3=(u0(i3) - ui(i3))*cos(olat3)
    v3=(v0(i3) - vi(i3))*cos(olat3)
    phi4=(phi0(i4) - phii(i4))*cos(olat4)
    u4=(u0(i4) - ui(i4))*cos(olat4)
    v4=(v0(i4) - vi(i4))*cos(olat4)
    phi=dx*dy*(phi1 + phi2 + phi3 + phi4)/4
    phie=dx*dy*(phii(i1) + phii(i2) + phii(i3) + phii(i4))/4
    u=dx*dy*(u1 + u2 + u3 + u4)/4
    ue=dx*dy*(ui(i1) + ui(i2) + ui(i3) + ui(i4))/4
    v=dx*dy*(v1 + v2 + v3 + v4)/4
    ve=dx*dy*(vi(i1) + vi(i2) + vi(i3) + vi(i4))/4

    phi_top=phi_top + ( phi )**2
  
```

```

    phi_bot=phi_bot + ( phie )**2
        u_top=u_top + ( u )**2 + ( v )**2
    u_bot=u_bot + ( ue )**2 + ( ve )**2
end do
    end do
    phi_norm=1.0/(4.0*pi)*sqrt(phi_top/phi_bot)
    u_norm=1.0/(4.0*pi)*sqrt(u_top/u_bot)

    return
end

```

```

*-----*
*This subroutine writes the output. It is currently set only to
*print the geopotential and wind velocities at each node point.
*Written by F.X. Giraldo on 10/95
*-----*

```

```

subroutine output(phi,u,v,npoin,time,nx,ny,phi_mean)
include 'param.h'
dimension phi(mxpoi), u(mxpoi), v(mxpoi)

pi=4.0*atan(1.0)
dtime=time/3600.0
write(1,'(2(i6,1x),e16.8)')nx,ny,dtime
write(1,'(e12.4)')(phi(ip), ip=1,npoin)
write(2,'(2(i6,1x),e16.8)')nx,ny,dtime
write(2,'(e12.4)')(u(ip), ip=1,npoin)
write(3,'(2(i6,1x),e16.8)')nx,ny,dtime
write(3,'(e12.4)')(v(ip), ip=1,npoin)
return
end

```

```

*-----*
*This subroutine performs the Robert time filtering using a
*Laplacian type time-diffusion term that smoothens the values spatially.

```

*Written by F.X. Giraldo on 10/95

```
subroutine sfilter(phi0,u0,v0,node,nx,ny,dx,dy)
include 'param.h'
dimension phi0(mxpoi), phip(mxpoi)
dimension u0(mxpoi), up(mxpoi)
dimension v0(mxpoi), vp(mxpoi)
integer node(imax,jmax)

do i=1,nx
  i1=i-1
  i2=i+1
  if (i1.lt.1) i1=nx
  if (i2.gt.nx) i2=1
  do j=1,ny
    if (j.gt.2.or.j.lt.ny-1) goto 100
    j1=j-1
    j2=j+1

                                !Set up the Node Pointers
    ip=node(i,j)
    ip1=node(i1,j)
    ip2=node(i2,j)
    jp1=node(i,j1)
    jp2=node(i,j2)

    phi0_xx=( phi0(ip2) - 2*phi0(ip) + phi0(ip1) )/(dx*dx)
    u0_xx=( u0(ip2) - 2*u0(ip) + u0(ip1) )/(dx*dx)
    v0_xx=( v0(ip2) - 2*v0(ip) + v0(ip1) )/(dx*dx)
    phi0_yy=( phi0(jp2) - 2*phi0(ip) + phi0(jp1) )/(dy*dy)
    u0_yy=( u0(jp2) - 2*u0(ip) + u0(jp1) )/(dy*dy)
    v0_yy=( v0(jp2) - 2*v0(ip) + v0(jp1) )/(dy*dy)
```

```

                                !South Pole Periodicity
if (j1.lt.1) then
  j1=1
  ij1=i + nx/2
  if (ij1.gt.nx) ij1=ij1 - nx
  jp1=node(ij1,j1)
  phi0_yy=( phi0(jp2) - 2*phi0(ip) + phi0(jp1) )/(dy*dy)
  u0_yy=( u0(jp2) - 2*u0(ip) + u0(jp1) )/(dy*dy)
  v0_yy=( v0(jp2) - 2*v0(ip) + v0(jp1) )/(dy*dy)
endif

                                !North Pole Periodicity
if (j2.gt.ny) then
  j2=ny
  ij2=i + nx/2
  if (ij2.gt.nx) ij2=ij2 - nx
  jp2=node(ij2,j2)
  phi0_yy=( phi0(jp2) - 2*phi0(ip) + phi0(jp1) )/(dy*dy)
  u0_yy=( u0(jp2) - 2*u0(ip) + u0(jp1) )/(dy*dy)
  v0_yy=( v0(jp2) - 2*v0(ip) + v0(jp1) )/(dy*dy)
endif

  phip(ip)=phi0(ip) + rk*( phi0_xx + phi0_yy )
  up(ip)=u0(ip) + rk*( u0_xx + u0_yy )
  vp(ip)=v0(ip) + rk*( v0_xx + v0_yy )
100  continue
end do
end do

do i=1,nx
  do j=1,ny
    if (j.gt.2.or.j.lt.ny-1) goto 200

```

```

        ip=node(i,j)
        phi0(ip)=phip(ip)
        u0(ip)=up(ip)
        v0(ip)=vp(ip)
200    continue
    end do
end do

```

```

return
end

```

```

*-----*
*This subroutine performs the Robert time filtering using a
*Laplacian type time-diffusion term that smoothens the values temporally.
*Written by F.X. Giraldo on 10/95
*-----*

```

```

subroutine time_filter(phim,phi0,phip,um,u0,up,vm,v0,vp,npoin,
$                    itime)
include 'param.h'
dimension phim(mxpoi), phi0(mxpoi), phip(mxpoi)
dimension um(mxpoi), u0(mxpoi), up(mxpoi)
dimension vm(mxpoi), v0(mxpoi), vp(mxpoi)

if (itime.eq.2) then
do ip=1,npoin
    phi0(ip)=phi0(ip) + rk*( phip(ip) - phi0(ip) )
    u0(ip)=u0(ip) + rk*( up(ip) - u0(ip) )
    v0(ip)=v0(ip) + rk*( vp(ip) - v0(ip) )
end do
else if (itime.gt.2) then
do ip=1,npoin
    phi0(ip)=phi0(ip) + rk*( phip(ip) - 2*phi0(ip) + phim(ip) )
    u0(ip)=u0(ip) + rk*( up(ip) - 2*u0(ip) + um(ip) )

```

```

        v0(ip)=v0(ip) + rk*( vp(ip) - 2*v0(ip) + vm(ip) )
    end do
endif
return
end

*-----*
*This subroutine solves the 2D Shallow Water Equations in Spherical
*Coordinates using a Staggered Turkel-Zwas Scheme.
*Written by F.X. Giraldo on 10/95
*-----*

subroutine tzstag(phim,phi0,phip,um,u0,up,vm,v0,vp,coord,
$           f,npoin,dt,dx,dy,node,nx,ny,rade,comega,
$           alpha,p,q,alf,pstag,qstag)
include 'param.h'
dimension phim(mxpoi), phi0(mxpoi), phip(mxpoi)
dimension um(mxpoi), u0(mxpoi), up(mxpoi)
dimension vm(mxpoi), v0(mxpoi), vp(mxpoi)
dimension coord(mxpoi,2), f(mxpoi)
integer node(imax,jmax), p, q, ph, qh
logical pstag, qstag
        !Loop through the points and integrate using Forward Time
        !and Centered Space...
                !Predictor Stage (forward Euler)
if (pstag) then
    ph=p/2
else
    ph=p
endif
if (qstag) then
    qh=q/2
else
    qh=q

```

```

endif
alfh=0
alfu=0
alfv=0
nxh=nx/2
do i=1,nx          !Loop through Longitudinal Nodes
  i1=i-1
  i2=i+1
  i3=i-p
  i4=i+p
  i3h=i-ph
  i4h=i+ph

          !Longitudinal Periodicity
  if (i1.lt.1) i1=i1 + nx
  if (i2.gt.nx) i2=i2 - nx

          !Longitudinal Periodicity -P's and +P's
  if (i3.lt.1) i3=i3 + nx
  if (i4.gt.nx) i4=i4 - nx

          !Longitudinal Periodicity -P/2's and +P/2's
  if (i3h.lt.1) i3h=i3h + nx
  if (i4h.gt.nx) i4h=i4h - nx

          !Loop through Latitudinal Nodes
do j=1,ny
  j1=j-1
  j2=j+1
  j3=j-q
  j4=j+q
  j3h=j-qh
  j4h=j+qh
  j1sign=1
  j2sign=1
  j3sign=1

```



```

j4sign=1
j3hsign=1
j4hsign=1

                                !South Pole Periodicity
ij1=i
if (j1.lt.1) then
    j1=1
    j1sign=-1
    ij1=ij1 + nxh
    if (ij1.gt.nx) ij1=ij1 - nx
endif

                                !North Pole Periodicity
ij2=i
if (j2.gt.ny) then
    j2=ny
    j2sign=-1
    ij2=ij2 + nxh
    if (ij2.gt.nx) ij2=ij2 - nx
endif

                                !South Pole Periodicity -Q's
ij3=i
ippj3=i4
impj3=i3
if (j3.lt.1) then
    j3=1 - j + q
    j3sign=-1
    ij3=ij3 + nxh
    ippj3=ippj3 + nxh
    impj3=impj3 + nxh
    if (ij3.gt.nx) ij3=ij3 - nx
    if (ippj3.gt.nx) ippj3=ippj3 - nx
    if (impj3.gt.nx) impj3=impj3 - nx

```

```

endif

                                !North Pole Periodicity +Q's

ij4=i
ippj4=i4
impj4=i3
if (j4.gt.ny) then
    j4=2*ny + 1 - j - q
    j4sign=-1
    ij4=ij4 + nxh
    ippj4=ippj4 + nxh
    impj4=impj4 + nxh
    if (ij4.gt.nx) ij4=ij4 - nx
    if (ippj4.gt.nx) ippj4=ippj4 - nx
    if (impj4.gt.nx) impj4=impj4 - nx
endif

                                !South Pole Periodicity -Q/2's

ij3h=i
ippj3h=i4h
impj3h=i3h
if (j3h.lt.1) then
    j3h=1 - j + qh
    j3hsign=-1
    ij3h=ij3h + nxh
    ippj3h=ippj3h + nxh
    impj3h=impj3h + nxh
    if (ij3h.gt.nx) ij3h=ij3h - nx
    if (ippj3h.gt.nx) ippj3h=ippj3h - nx
    if (impj3h.gt.nx) impj3h=impj3h - nx
endif

                                !North Pole Periodicity +Q/2's

ij4h=i
ippj4h=i4h

```

```

impj4h=i3h
if (j4h.gt.ny) then
  j4h=2*ny + 1 - j - qh
  j4hsign=-1
  ij4h=ij4h + nxh
  ippj4h=ippj4h + nxh
  impj4h=impj4h + nxh
  if (ij4h.gt.nx) ij4h=ij4h - nx
  if (ippj4h.gt.nx) ippj4h=ippj4h - nx
  if (impj4h.gt.nx) impj4h=impj4h - nx
endif

```

!Set up the Node Pointers

!Centered Diff Grid Points

```

ip=node(i,j)
ip1=node(i1,j)
ip2=node(i2,j)
jp1=node(ij1,j1)
jp2=node(ij2,j2)

```

!Tukel-Zwas Grid Points

```

ip3=node(i3,j)
ip4=node(i4,j)
jp3=node(ij3,j3)
jp4=node(ij4,j4)
ip3jp3=node(impj3,j3)
ip4jp3=node(ippj3,j3)
ip3jp4=node(impj4,j4)
ip4jp4=node(ippj4,j4)

```

!Staggered Grid Points

```

ip3h=node(i3h,j)
ip4h=node(i4h,j)
jp3h=node(ij3h,j3h)
jp4h=node(ij4h,j4h)

```

```

ip3hjp3h=node(impj3h,j3h)
ip4hjp3h=node(ippj3h,j3h)
ip3hjp4h=node(impj4h,j4h)
ip4hjp4h=node(ippj4h,j4h)

!Longitudes and Latitudes

olon=coord(ip,1)
olat=coord(ip,2)
olatpq=olat + q*dy
olatmq=olat - q*dy

!Staggered Longitudes and Latitudes

olatpqh=olat + qh*dy
olatmqh=olat - qh*dy

!Coriolis Force

fip=f(ip)
fip4=f(ip4)
fip3=f(ip3)
fjp4=f(jp4)
fjp3=f(jp3)

!integrate PHI

phip(ip)=phim(ip)
$      - dt*u0(ip)/(rade*cos(olat))*(phi0(ip2)-phi0(ip1))/dx
$      - dt*v0(ip)/(rade)*(phi0(jp2)-phi0(jp1))/dy
$      - dt*phi0(ip)/(rade*cos(olat))*(
$      (1.0-alf)*( u0(ip4h)-u0(ip3h))/(ph*dx) +
$      (j4hsign*v0(jp4h)*cos(olatpqh) -
$      j3hsign*v0(jp3h)*cos(olatmqh))/(qh*dy) ) +
$      alf/2*( (j4hsign*u0(ip4hjp4h)-j4hsign*u0(ip3hjp4h))/(ph*dx) +
$      (j3hsign*u0(ip4hjp3h)-j3hsign*u0(ip3hjp3h))/(ph*dx) +
$      (j4hsign*v0(ip4hjp4h)*cos(olatpqh) -
$      j3hsign*v0(ip4hjp3h)*cos(olatmqh))/(qh*dy) +
$      (j4hsign*v0(ip3hjp4h)*cos(olatpqh) -
$      j3hsign*v0(ip3hjp3h)*cos(olatmqh))/(qh*dy) ) )

```

```

c      phip(ip)=phi0(ip)
                                !integrate U
up(ip)=um(ip)
$      - dt*u0(ip)/(rade*cos(olat))*(u0(ip2)-u0(ip1))/dx
$      - dt*v0(ip)/rade*(j2sign*u0(jp2)-j1sign*u0(jp1))/dy
$      - dt/(rade*cos(olat))*(phi0(ip4h)-phi0(ip3h))/(ph*dx)
$      + 2*dt*(
$          (1.0-alf)*(fip + u0(ip)/rade*tan(olat))*v0(ip) +
$          alf/2*(fip4 + u0(ip4)/rade*tan(olat))*v0(ip4) +
$          alf/2*(fip3 + u0(ip3)/rade*tan(olat))*v0(ip3) )
c      up(ip)=u0(ip)
                                !integrate V
vp(ip)=vm(ip)
$      - dt*u0(ip)/(rade*cos(olat))*(v0(ip2)-v0(ip1))/dx
$      - dt*v0(ip)/rade*(j2sign*v0(jp2)-j1sign*v0(jp1))/dy
$      - dt/rade*( phi0(jp4h)-phi0(jp3h) )/(qh*dy)
$      - 2*dt*(
$      (1.0-alfv)*(fip
$          + u0(ip)/rade*tan(olat))*u0(ip)
$      + alfv/2*(fjp4
$          + j4sign*u0(jp4)/rade*tan(olatpq))*j4sign*u0(jp4)
$      + alfv/2*(fjp3
$          + j3sign*u0(jp3)/rade*tan(olatmq))*j3sign*u0(jp3) )
c      vp(ip)=v0(ip)
end do
end do
return
end

```

```

*-----*
*This subroutine updates the arrays PHIM,UM,VM,PHI0,U0,VO,
*Written by F.X. Giraldo on 10/95
*-----*

```

```

subroutine update(phim,phi0,phip,um,u0,up,vm,v0,vp,npoin)
include 'param.h'
dimension phim(mxpoi), phi0(mxpoi), phip(mxpoi)
dimension um(mxpoi), u0(mxpoi), up(mxpoi)
dimension vm(mxpoi), v0(mxpoi), vp(mxpoi)
!Loop through all the nodes and update
do ip=1,npoin
!Update F(x-2*alpha,t-dt)=F(x-alpha,t)
phim(ip)=phi0(ip)
um(ip)=u0(ip)
vm(ip)=v0(ip)
!Update F(x-alpha,t)=F(x,t+dt)
phi0(ip)=phip(ip)
u0(ip)=up(ip)
v0(ip)=vp(ip)
end do

return
end

```

REFERENCES

1. E. Turkel and G. Zwas, Explicit large time-step schemes for the shallow water equations, in *Advances in Computer Methods for Partial Differential Equations*, R. Vichnevetsky and R.S. Stepleman (eds), IMACS, Lehigh University, 65–69 (1979).
2. B. Neta, F. X. Giraldo, and I. M. Navon, Analysis of the Turkel-Zwas scheme for the two-dimensional shallow water equations in spherical coordinates, submitted for publication (1995).
3. B. Neta and I. M. Navon, Analysis for the Turkel-Zwas scheme for the shallow water equations, *J. Comp. Phys.*, **81**, 277–299 (1989).
4. B. Neta, Analysis of the Turkel-Zwas scheme for the 2-D shallow water equations, *IMACS Transactions on Scientific Computing 1988, Vols. 1.1 and 1.2: Numerical and Applied Mathematics*, W. F. Ames and C. Brezinski (eds.) 1989.
5. I. M. Navon and R. deVilliers, The application of the T-Z explicit large time step scheme to a hemispheric barotropic model with constraint restoration, *Mon. Wea. Rev.*, **115**, 1036–1051 (1987).

Distribution List

| | No. of copies |
|--|---------------|
| Director | 2 |
| Defense Technology Information Center Cameron Station Alexandria, VA 22314 | |
| Dean of Research | 1 |
| Code 09 Naval Postgraduate School Monterey, CA 93943 | |
| Library | 2 |
| Code 52 Naval Postgraduate School Monterey, CA 93943 | |
| Department of Mathematics | 1 |
| Code MA Naval Postgraduate School Monterey, CA 93943 | |
| Professor F. X. Giraldo | 10 |
| Code MA/Fg Naval Postgraduate School Monterey, CA 93943 | |

| | |
|---|----|
| Professor Beny Neta Code MA/Nd Naval Postgraduate School Monterey, CA 93943 | 10 |
| | |
| Professor I. Michael Navon Florida State University SuperComputer Computation Research Institute Tallahassee, FL 32306 | 1 |
| | |
| Professor R. T. Williams Code MR/Wu Naval Postgraduate School Monterey, CA 93943 | 1 |
| | |
| Professor Melinda Peng Code MR/Pg Naval Postgraduate School Monterey, CA 93943 | 1 |
| | |
| Professor C. P. Katti SC&SS Jawaharlal Nehru University New Delhi, 110067 INDIA | 1 |
| | |
| Lt. Chris Sagovac, USN 819 South Charles St. Baltimore, MD 21230 | 1 |

Professor Zahari Zlatev

1

Department of Emissions and Air Pollution

National Environmental Res. Inst.

Frederiksborgvej 399

P. O. Box 358

DK-4000 Roskilde

DENMARK